

Государственное бюджетное профессиональное образовательное учреждение Иркутской области  
Иркутский техникум транспорта и строительства

**МЕТОДИЧЕСКИЕ УКАЗАНИЯ К ПРАКТИЧЕСКИМ РАБОТАМ  
УЧЕБНОЙ ДИСЦИПЛИНЫ  
Иностранный язык в профессиональной деятельности  
по специальности 23.02.01 Организация перевозок и управление на транспорте (автомобильном)  
СГ.02.**

Иркутск, 2026

Методические указания для выполнения практических работ составлены на основе рабочей программы учебной дисциплины, которая разработана на основе: Федерального государственного образовательного стандарта среднего общего образования, утвержденного приказом Министерства образования и науки РФ от 17 мая 2012 года № 413 с изменениями и дополнениями от 29 декабря 2014 г., 31 декабря 2015 г., 29 июня 2017 г., 12.08.2022 г. Пр. №732;

Федеральной образовательной программы среднего общего образования (Приказ Минпросвещения России от 18.05.2023 N 371 "Об утверждении федеральной образовательной программы среднего общего образования" (Зарегистрировано в Минюсте России 12.07.2023 N 74228));

Федерального государственного образовательного стандарта по специальности 23.02.01 Организация перевозок и управление на транспорте (автомобильном) от 20 марта 2024 № 176;

Организация – разработчик: ГБПОУ ИО «Иркутский техникум транспорта и строительства»

Разработчик: преподаватель Линейцева Эльвира Разимовна  
Логинова Инга Владимировна

Рассмотрено на заседании ДЦК  
Протокол № 10 от 29.05. 2026 г

**ПЕРЕЧЕНЬ**  
 практических работ по учебной дисциплине  
 Иностранный язык в профессиональной деятельности  
 по специальности 23.02.01 Организация перевозок и управление на транспорте (автомобильном)  
 СГ.02.

Название ПР	Количество часов
ПЗ №1 Моя подруга (друг).	2
ПЗ №2 Внешность людей.	2
ПЗ №3 Характер людей.	2
ПЗ№4 Моя семья и я.	2
ПЗ№5 Проблемы «отцов и детей»	2
ПЗ№6 Межличностные отношения с друзьями и знакомыми	2
ПЗ№7 Межличностные отношения на работе	2
ПЗ№8 Правильное питание, закаливание и занятие спортом	2
ПЗ№9 Спорт в нашей стране.	2
ПЗ№10 Различные виды спорта	2
ПЗ№11 Влияние спорта на здоровье человека	2
ПЗ№12 Здоровый образ жизни в моей семье	2
ПЗ№ 13 Москва-столица нашей Родины.	2
ПЗ№14 Условия проживания в сельской местности	2
ПЗ№15 Необычные небоскребы	2
ПЗ № 16 Город будущего	2
ПЗ№17 Загрязнение окружающей среды	2
ПЗ№18 Природа моей Родины	2
ПЗ№19 Климатические условия разных стран	2
ПЗ№20 Наука и ученые	2
ПЗ№21 Компьютеры: друзья или враги?	2
ПЗ№22 Путешествия	2
ПЗ№23 Условия проживания в городской квартире	2
ПЗ№24 Мой распорядок дня	2
ПЗ№25 Спортивные увлечения современной молодежи	2
ПЗ№26 Досуг молодежи	2

ПЗ№27 Трудоустройство молодежи разных странах	2
ПЗ№28 Средства массовой информации США	2
ПЗ№29 Английские телевизионные программы	2
ПЗ№30 Новости и их роль в жизни общества	2
ПЗ№31 Традиционные русские праздники	2
ПЗ№32 Национальные традиции Великобритании	2
ПЗ№33 Флаги стран мира	2
ПЗ№34 Неофициальное и официальное образование	2
ПЗ№35 Образование в Великобритании	2
ПЗ№36 Деловой этикет	2
ПЗ№37. Деловой этикет	2
ПЗ№38 Составление рабочего графика	2
ПЗ№39 Профессия будущего	2
ПЗ№40 Развитие туризма в России	2
ПЗ№41 Известные путешественники разных стран	2
ПЗ№42 Анализ политических систем США, Великобритании и России	2
ПЗ№43 Неофициальное и официальное образование Великобритании и России	2
ПЗ№44 Английский счет	2
ПЗ№45 Правила написания порядковых числительных	2
ПЗ№46 Правила написания процентов, дробных выражений	2
ПЗ№47 Условные знаки математических действий	2
ПЗ№48 Правила написания дат в деловых документах	2
ПЗ№49 Геометрические понятия в английском языке	2
ПЗ№ 50 Правила перевода основных физических явлений	2
ПЗ№51 Признаки геометрических фигур	2
ПЗ№52 Известные физики разных стран	2
ПЗ№53 Содержание делового письма	2
ПЗ№54 Стили деловых писем	2
ПЗ№55 Правила написания официальных документов	2
ПЗ№56 Правила составления доверенности на английском языке	2
ПЗ№57 INVOICE бланк	2
ПЗ№58 CMR бланк	2
ПЗ№59 Правила составления путевого листа	2
ПЗ№ 60 Правила заполнения сопроводительных документов	2

ПЗ№ 61 Типы машин	
ПЗ№ 62 Внешние детали машин и механизмов	2
ПЗ№ 63 Внутренние детали машин и механизмов	2
ПЗ№ 64 Инструменты, необходимые при ремонте автомобиля	2
ПЗ№65 Великие личности в истории автомобилестроения	2
ПЗ№66 Дорогие и известные автомобили нашего времени	2
ПЗ№67 Отличие между job, work, profession, occupation	2
ПЗ№68 Техническое обслуживание и ремонт автомобилей в Великобритании	2
ПЗ№69 Модернизация оборудования	2
ПЗ№70 Основное оборудование при ремонте автомобилей	2
ПЗ№71 Виды инструкций	2
ПЗ№72 Правила написания инструкций	2
ПЗ№73 Инструкция по технике безопасности	2
ПЗ№74 Инструкция по технике безопасности при работе с электромеханическими приборами	2
ПЗ№75 Правила пользования легкового автомобильного транспорта	2
ПЗ№76 Правила пользования грузового автомобильного транспорта	2
ПЗ№77 Основные правила заполнения анкет	2
ПЗ№78 Доставка документации.	2
ПЗ№79 Планирование транспортной нагрузки	2

### Пояснительная записка

Методические указания предназначены для обучающихся по специальности 23.02.01 Организация перевозок и управление на транспорте (автомобильном) СГ.02.

**Целью** методических указаний является методическое сопровождение обучающихся при выполнении практической работы.

Выполнение обучающимися практических работ способствует формированию:

Код	Наименование формируемых компетенций
ОК 01.	Выбирать способы решения задач профессиональной деятельности, применительно к различным контекстам.
ОК 02.	Использовать современные средства поиска, анализа и интерпретации информации и информационные технологии для

	выполнения задач профессиональной деятельности.
ОК 03.	Планировать и реализовывать собственное профессиональное и личностное развитие, предпринимательскую деятельность в профессиональной сфере, использовать знания по правовой и финансовой грамотности в различных жизненных ситуациях.
ОК 04.	Эффективно взаимодействовать и работать в коллективе и команде.
ОК 05.	Осуществлять устную и письменную коммуникацию на государственном языке Российской Федерации с учетом особенностей социального и культурного контекста.
ОК 06.	Проявлять гражданско-патриотическую позицию, демонстрировать осознанное поведение на основе традиционных российских духовно-нравственных ценностей, в том числе с учетом гармонизации межнациональных и межрелигиозных отношений, применять стандарты антикоррупционного поведения.
ОК 07.	Содействовать сохранению окружающей среды, ресурсосбережению, применять знания об изменении климата, принципы бережливого производства, эффективно действовать в чрезвычайных ситуациях.
ОК 08.	Использовать средства физической культуры для сохранения и укрепления здоровья в процессе профессиональной деятельности и поддержания необходимого уровня физической подготовленности.
ОК 09.	Пользоваться профессиональной документацией на государственном и иностранном языках.
ПК 1.1	Планировать, выполнять и контролировать перевозочный процесс на транспорте, в том числе с применением современных информационных технологий управления перевозками.
ПК 1.2.	Оформлять документы, регламентирующие организацию перевозочного процесса на транспорте.
ПК 2.1.	Обеспечивать выполнение условий по организации движения транспорта.
ПК 2.2.	Организовывать движение транспорта, обеспечивать безопасность движения на транспорте и решать профессиональные задачи посредством применения нормативно-правовых документов.
ПК 2.3.	Определять и анализировать выполнение показателей эксплуатационной работы.
ПК 3.1.	Планировать и организовывать работу по транспортно-логистическому обслуживанию в сфере грузовых перевозок.
ПК 3.2.	Планировать и организовывать работу по транспортному обслуживанию в сфере пассажирских перевозок
ПК 3.3.	Применять в профессиональной деятельности основные положения, регулирующие взаимоотношения пользователей транспорта и перевозчика.

Методические указания предназначены для организации учебного процесса по данной дисциплине, а также подготовки и проведению практических занятий и их проверки.

Практические задания предназначены для закрепления теоретического материала по учебной дисциплине СГ.02 Иностранный язык в профессиональной деятельности и выработки навыков его применения.

Практические занятия являются важными видами учебной работы обучающегося по учебной дисциплине и выполняются в пределах часов, предусмотренных учебным планом. Программа включает в себя: учебная нагрузка обучающихся 160 ч., включая практические занятия, — 160 ч, профессионально ориентированное содержание – 160 ч.

---

## **КОНТРОЛЬ ВЫПОЛНЕНИЯ ПРАКТИЧЕСКИХ ЗАНЯТИЙ**

---

### **Критерии оценки**

Отметка «5» ставится в том случае, если:

- перевод текста полный, без пропусков и произвольных сокращений оригинала;
- перевод текста не содержит лексико-грамматических ошибок;
- профессиональная терминология использована правильно и единообразно;
- упражнения выполнены в полном объеме без лексико-грамматических ошибок;
- допускаются некоторые погрешности в форме предъявления письменных работ.

Отметка «4» ставится в том случае, если:

- перевод полный, без пропусков и произвольных сокращений текста оригинала;

- допускается одна или две лексические или грамматические ошибки, при условии отсутствия потерь информации и стилистических погрешностей на других фрагментах текста;
- имеются несущественные погрешности в использовании профессиональной терминологии;
- упражнения выполнены в полном объеме, но имеют одну или две незначительные лексические или грамматические ошибки;
- допускаются некоторые нарушения в форме предъявления письменных работ.

Отметка «3» ставится в том случае, если:

- перевод текста содержит три или четыре лексические и грамматические ошибки;
- низкая коммуникативность и плохая «читабельность» текста затрудняют его понимание;
- при переводе профессиональной терминологии не соблюден принцип единообразия;
- упражнения выполнены не в полном объеме и имеют три или четыре грубых лексических или грамматических ошибок;
- имеются нарушения в форме предъявления письменных работ.

Отметка «2» ставится в том случае, если:

- перевод текста содержит большое количество лексических и грамматических ошибок;
- нарушена полнота перевода текста, его эквивалентность и адекватность;
- имеются существенные погрешности в использовании профессиональной терминологии;
- упражнения не выполнены;
- допускаются грубые нарушения в форме предъявления письменных работ.

### ПЗ №1 Моя подруга (друг).

#### 1. Из данных слов, составьте топик.

Height (рост): tall, short, medium height.

Build (телосложение): frail, stocky, slim, thin, plump, fat, skinny.

Age (возраст): young, elderly, middle-aged, teenager.

Hair (волосы): fair, blond, red, grey, sleek (smooth), braids, bald, straight, curly, wavy.

Face (лицо): round, oval, square, wrinkled, freckled, sun-tanned, pale. Complexion (цвет лица): dark, fair.

Skin (кожа): delicate, rough.

Forehead (лоб): broad, doomed, high (tall), large (open), low, narrow.

Nose (нос): aquiline, flat, hooked, snub, fleshy, turned up.

Eyebrows (брови): arched, bushy, penciled, shaggy.

Eyes (глаза): big round blue eyes, hazel, small, kind/warm.

Eyelashes (ресницы): curving, straight, thick.

Cheeks (щеки): chubby, hollow, ruddy, dimples in one's cheeks .

Mouth (рот): large, small, vivid.

Lips (губы): full, thick, rosy, painted.

Teeth (зубы): close-set, even/uneven.

Smile (улыбка): charming, engaging, pleasant, sweet, cunning, sad, enigmatic.

Chin (подбородок): double, pointed, protruding, round, massive.

Hand (рука): puffy, soft .

Legs (ноги): long, short, slender, shapely.

2. **Подведение итогов работы, оценивание.**

3. **Прочтите текст:**

### **MY FRIEND**

Nobody can live in isolation. It is very important for every person to have a friend. You can be sincere and outspoken with your friend. He can help you in difficult situations and give an advice. Friends must share with you likes and dislikes. So friendship is a real treasure. But it is difficult to find a really devoted and reliable friend, who will never betray you. As for me, I have a lot of friends and all of them are very important to me. In fact, sometimes I wonder what I would do without them. Friends mean a lot to me because I think it is important to have people around you who you can talk to about personal issues and who you can trust. Of course, it's also important to have friends with whom you can share new experiences and have fun with. We spend time together and like the same things and so we are not afraid to express our opinions with them. I've experienced a lot with my friends because I've known them for a long time and we have done a lot together. There is never a boring moment when I'm with my friends. For me a friend should be loyal, trusting and supportive.

4. **Закончите предложение:**

1. Friends are important to me because...
2. I need a friend when.
3. Friends think that I am.
4. Friends like me because.
5. I feel happy when a friend.
6. I feel unhappy when a friend.
7. My friends make me angry when.
8. When a friend teases me, I usually.
9. I like being with people whom.
10. I would rather not waste time with people who.
11. I enjoy talking with my friends about.

12. Some things I enjoy doing with my friends are.
13. A special quality that I admire in friends is.
14. Something I could do to become a better friend is.
15. Someone I would like to know better is.

**5. Подведение итогов работы, оценивание.**

**ПЗ №2 Внешность людей.**

**chin - подбородок**

dimpled - с ямочкой (подбородок) flat -  
плоский pointed - острый forehead - лоб high  
- высокий open - открытый narrow - узкий

skin - кожа cream-white - белоснежная

sunburnt / tanned - загорелая features of

character - черты характера clever - умный

bright - сообразительный talented -

талантливый stupid / foolish - глупый

optimistic - оптимист pessimistic - пессимист

nervous - нервный weak - слабый strong -

сильный gregarious - общительный

**2. Прочтите и переведите текст:**

Her hair isn't very short but it's not long either. It is straight and black. Irina has rich hair.

I think that she looks like her father.

Irina is very active and creative, cheerful and curious. But the best thing is that she is reliable. We spend much time together. We go for a walk, we play tennis, watch TV, do things which we like.

I love my friend.

**3. Прочтите и переведите текст:**

As you know, people from different countries do not look the same. For example, people from countries such as Denmark, Norway and Sweden are usually tall. They have fair hair, blue eyes and a pale complexion.

Most people in Mediterranean countries such as Italy, Spain and Greece are rather short. They have usually got black or dark brown wavy hair, brown eyes and light brown skin.

Most people from central and southern parts of Africa have got black curly hair and very dark skin. They have also got dark brown eyes, full lips and a wide, flattish nose.

People from Arab countries such as Saudi Arabia, Iraq and Libya have usually got dark hair and dark brown eyes. They have also got dark skin.

The northern Chinese are quite short, with thick black hair and dark, slanting eyes. They have got a small nose and a yellowish complexion.

Those who live in hot countries wear light clothes like shorts, T-shirts and slippers. People from northern countries such as Canada, Russia and Finland wear too much clothes in winter - coats, hats, scarves, winter boots and other warm things.

In my opinion character does not depend on appearance. So, a very beautiful girl can be angry, nervous person who hates everybody and everything. But an ugly plump person can be really nice and friendly. It can be a good friend, who can always help you. So I advice everybody not to judge people by their appearance.

**4.Подготовьте устное сообщение на тему:**

1. Describe your mother/father.
2. Describe the portrait of any star.
3. You met a wonderful man on the street. Tell about him.
4. You have never met your uncle before. Your father tells you about him.
5. Tell about your pet's (cat, dog) character.
5. Прочтите и переведите текст:

**FACE SHAPES**

There are no limitations to your choice of style and cut. Modern fashion tells us that any-thing goes. The main thing is to feel happy and confident with your look.

Remember that your face shape changes with age. As you grow older your jaw will grow less defined and your complexion less smooth. Clever cut and colour can make you look younger and feel better. Keep moving with the times. What suits you at 18 will not suit you when you are 30. Nothing will date you faster than make-up and hair-cut, and yet nothing is so simple to change.

The main face shapes are: oval face, heart-shaped face, square face, round face, long face. The classic shape of oval face can take any look. Counter the narrowing of heart-shaped face with the extra volume. If your face is square soften up the edges by breaking the symmetry. If your face is round soft cuts with layers coming forward onto the face look stylish and slim down a fuller face.

Long face. Keep your hair fairly short - long hair tends to pull down your whole appearance. Go in for width at the temple - it helps broaden your face. Fringes or soft half-fringes look good as they help to shorten the face.

Heart-shaped face. Softness at the temples and fullness just below ear level suits a heart-shaped face best. Avoid a centre parting because it tends to emphasize your pointed chin.

Square face. Fringes and curls flicked forward help to soften corners. Cut your hair short at the temples. Make sure your hair has body. If necessary go in for a light perm.

Round face. The ideal hair length is just below chin level. Choose a straight style with a centre parting. Avoid fringes, curls or waves.

Oval face. An oval face can take most hair styles well. However, do keep your age and personality in mind.

**6.Опишите каждую форму лица.**

**7.Подведение итогов работы, оценивание.**

**ПЗ №3 Характер людей.**

**1. Прочтите текст:**

It's very important for everybody to have people, who love you and understand you. For me these people are my family.

The heart of our family is my mother. She is kind and loving, always ready to listen and help. She is almost 40, but she doesn't look her age. Sometimes people even consider us to be sisters.

My mother is very busy woman. She works as a lecturer in the University. That's why in the evening she often prepares for her classes or checks students' reports and projects. But nevertheless she finds time to take care about us and we always try to help her about the house.

My father is a very clever and educated person. He is 45. He is a lawyer. I'm very proud of my dad because I know that his proficiency is highly praised by his colleagues and clients. My dad is a very responsible person. Whatever he does, he does it properly, and he demands the same on our part. In spite of his strictness, my dad is a very sociable person and makes a good company.

Also, I have a brother. He is 5 years younger than me. Like our father, he is a very sociable person. He is bored with school and studying but he is very keen on games. He is fond of volleyball and tennis. When he is old enough he hopes to become a professional player, so he spends a lot of time practicing and trying to improve his games.

My brother and I are totally different, but we are good friends, we understand each other and share our problems. My brother's optimism always supports me in different situations.

Actually we are a very friendly family. We understand each other with the first sight and come to help each other without any extra word.

## **2. Ответьте на вопросы:**

1. What is your name?
2. Where and when were you born?
3. How old are you?
4. Where do you live?
5. How large is your family?
6. What are your father and mother?
7. What is your favourite subject at the college?
8. Do you go in for sports?

## **3. Расскажите о себе, используя следующие формы:**

My family is ... (small).

There are ... (three) of us in the family:

We spend\don't spend a lot of time together.

We go to ..., visit ...

My mum's name is ...

She is a ...

She works in/at a ...

My dad's name is ...

He is a ...

He works in/at a ...

My brother(s)/sister(s) is (are) ...

I think our family is ...

Match the words and the descriptions:

1) a daughter of your brother or sister a) grandmother

2) mother of your wife or husband b) mother-in-law

3) brother of your mother or father c) nephew

4) son of your brother or sister d) grandson

8

5) daughter of your grandson or granddaughter e) niece

6) father of your grandfather or grandmother f) great-grandfather

7) sister of your father or mother g) uncle

8) mother of your mother or father h) great-granddaughter

9) son of your son or daughter i) aunt

Describe some features of character of all members of your family.

**Подведение итогов работы, оценивание.**

#### ПЗ№4 Моя семья и я.

**1. Выпишите номера, под которыми, даны переводы следующих английских слов:**

a) 1. surname; 2. parents; 3. grandfather; 4. member; 5. turner; 6. experienced; 7. part-time student; 8. full-time student; 9. to want; 10. to tell; 11. tall; 12. to come.

б) 1. бабушка; 2. студент дневного отделения; 3. рабочий; 4. студент; 5. хотеть; 6. имя; 7. токарь; 8. родители; 9. неопытный; 10. говорить; 11. дедушка; 12. идти; 13. фамилия; 14. студент вечернего отделения; 15. приходиться; 16. член; 17. рассказывать; 18. техник; 19. опытный; 20. высокий.

**2. Переведите предложения и отметьте предложения, соответствующие тексту "My Family":**

1. I am Peter Smirnov. 2. Our family is small. 3. My mother is a doctor. 4. She works at a hospital. 5. My father is a worker. 6. He is a turner. 7. His hobby is football. 8. I play the guitar and we sing together. 9. My grandpa is a veteran of the Great Patriotic War. 10. My granny is a pensioner. 11. Ann is a full-time student. 12. My brother Nick is a student. 13. I go to the technical school. 14. I am a part-time student. 15. I want to be a technician.

### 3. Заполните кроссворд:

По горизонтали:

2. Aunt's son
5. Mother's brother
6. Child without parents
8. Daughter's son
9. Father's second wife
10. Mother and father
12. Brother's daughter

По вертикали:

1. Woman whose husband died
3. Brother and sister
4. Mother's mother
7. Sister's son
11. Father's sister

### 4. Вставьте соответствующие слова по теме "Родственные отношения":

1. I have an \_\_\_\_\_ У меня есть дядя.  
a) uncle      b) aunt    c) son
2. They have a \_\_\_\_\_ У них есть дочь.  
a) daughter    b) son    c) grandmother
3. My ... live in Samara. Мои бабушка и дедушка живут в Самаре.  
a) parents      b) grandparents      c) friends
4. His ... is a pensioner. Его дедушка - пенсионер.  
a) grandmother      b) father-in-law      c) grandfather
5. Her... is fifty years old. Ее бабушке пятьдесят лет.  
a) grandmother      b) stepfather    c) stepmother
6. Their... is a student. Их сын студент.  
a) son    b) nephew    c) niece
7. Do you have a ...? У тебя есть сестра?  
a) brother    b) father    c) sister
8. She has... У нее есть брат.  
a) cousin    b) brother    c) son
9. I love my \_\_\_\_\_ Я люблю своих родителей.  
a) parents    b) relatives

10. His ... is a pupil. Его племянник - ученик.  
a) niece b) nephew
11. What is their...? Кто их племянница по профессии?  
a) niece b) girl-friend
12. What are you ...? . Кто твоя мама по профессии?  
a) stepmother b) father
13. His ... is in Moscow. Его отец в Москве.  
a) grandfather b) great-grand mother

**5. Ответьте на вопросы:**

1. What is your паще?
2. How old are you?
3. Where are you from?
4. Have you got a family?
5. Are you a family of four or three?
6. Have you got a sister or a brother?
7. What is her (his) name?
8. How old is she (he)?
9. Do you like to play with your sister (brother)?
10. What is she (he)?
11. What is your father's name?
12. What is he?
13. Where does he work?
14. What is your mother's name?
15. What is she?
16. Where does she work?
17. Have you got other relatives?
18. What can you tell us about your relatives?
19. Do you love your family?

**6. Приведите антонимы:** a father - (a mother), a sister - (a brother), a dad - (a mum), a man - (a woman), an uncle - (an aunt), a son - (a daughter), a granddad - (a grandma), a nickname - (a real name), many children - (an only child)

**7. Подведение итогов работы, оценивание.**

**ПЗ№5 Проблемы «отцов и детей»**

1. Прочтите и обсудить текст

## YOUTH PROBLEMS

All people have problems. Some of them have many problems, the others have one or two problems only. Young people have as many problems as the grown-ups. It is possible to solve some problems but sometimes we can not solve this or that problem.

It is a problem to get a good education. It is necessary to pay for a good education. I can't enter the Institute without good knowledge. To get it, it is necessary to pay for it. Many young people want to enter university because they don't want to go to the army in this time. Now people want to be well-educated, because now the majority of firms and companies employ only higher qualified people, but universities can't educate all of them free, so those who don't have enough money can't get enough knowledge.

I am sure that all teenagers want to have a lot of money to dress well, to go to the clubs, to buy presents, etc. How can they solve all these problems? They have to earn money. I think it is possible to do it.

The problem of the youth unemployment is one of the most important ones. The number of the young people looking for job is constantly increasing. In Russia young people are looking for job not only for the sake of earning money, but because they want to be independent from their parents.

I think that young people have problems with their parents. What are they? All young people want to be independent; they want their parents to listen to their opinion, not to interfere in their private life. Some parents can't find a common language with each other. Our parents don't like our clothes and our music. They often try to treat us like small children. But if you really want to solve this problem you must try to understand each other.

Drinking and taking drugs are the most actual problems of the modern society. As for drinking, teenagers don't understand the harm it does to their health. Million young people today are using drugs, and most of them will die. A lot of teenagers have drug addiction *зависимость*. And sometimes they use drugs not because of that they want. And it often leads to bad ends.

The greatest problem among youth is tobacco smoking. Do you know that every year three million people die of smoking? Do you know that your life is 25% shorter if you smoke? But in Russia more than 76% smoke.

We also face the problem how to spend our free time. We can do it in different ways. Some of teenagers spend their free time in different night clubs. Other young people spend their free time in the streets.

There are many youth organizations in our country, which unite young men on different principles. Each of them has their own moral qualities. There are some informal organizations, for example: skinheads, hippies, punks and so on. Now there exists the problem of misunderstanding between different youth groups.

Youth is also the time to meet your first love. It is of course wonderful but as it is widely known that first love often has an unhappy end. The typical teenager problem is that —nobody understands me”.

### 2. Сопнесите:

Grouping	distinctive features
1. Football fans	a. Wear wide clothes, wear caps, wear metal chains, listen to rap (or read rap)
2. Punks	b. Brightly coloured hair, metal chains, aggressive music
3. Bikers	c. Collect information, listen to music, visit concerts

4. Rappers	d. Deep understanding of computers, sit at the computer from morning till night
5. Hackers	e. Long black clothes, interests about the life beyond the grave
6. Goths	f. Symbols of the favourite sport team, the anthem of the team, follow the favourite team
7. Music fans	g. Bike, leather jackets, army boots

### 3. Переведите письменно:

#### RELATIONSHIP BETWEEN PARENTS AND CHILDREN

Everyone says that youth is probably the best time of our life. Being young means love, friendship and romance, new discoveries and so on. But we must know that for teenagers it is the most difficult time. That's why parents must help their children solve youth problems. It can really help construct good relationship between parents and children.

But in our modern life there is often a lack of communication between parents and their children. Lack of the love and attention to children can make them unhappy.

As for me, I get on very well with my parents. Whenever I have problems with my friends or with my schoolwork, I know they are always there to listen and give advice. They have taught me a lot. They have got a lot of experience and they have always happy to share their knowledge with me. But sometimes my Mum and Dad seem to think I'm still a kid. When I go out with friends, I always have to be back home by ten o'clock and they call me on my mobile to check where I am. I have to ask permission for almost everything I do. It doesn't seem fair sometimes but I anyway love my parents very much and I think they are the kindest in the whole world.

In conclusion, the ability to solve or avoid family problems depends on children and parents. If the relationship between parents and children is based on love, mutual respect, and kindness, the family will be happy.

#### 4. Подведение итогов работы, оценивание.

### ПЗ№6 Межличностные отношения с друзьями и знакомыми

#### 1. Выпишите номера, под которыми, даны переводы следующих английских слов:

а) 1. Surname; 2. Parents; 3. Grandfather; 4. Member; 5. Turner; 6. Experienced; 7. Part-time student; 8. Full-time student; 9. To want; 10. To tell; 11. Tall; 12. To come.


б) 1. Бабушка; 2. Студент дневного отделения; 3. Рабочий; 4. Студент; 5. Хотеть; 6. Имя; 7. Токарь; 8. Родители; 9. Неопытный; 10. Говорить; 11. Дедушка; 12. Идти; 13. Фамилия; 14. Студент вечернего отделения; 15. Приходить; 16. Член; 17. Рассказывать; 18. Техник; 19. Опытный; 20. Высокий.

#### 2. Переведите предложения и отметьте предложения, соответствующие тексту "My Family":

1. I am Peter Smirnov. 2. Our family is small. 3. My mother is a doctor. 4. She works at a hospital. 5. My father is a worker. 6. He is a turner. 7. His hobby

is football. 8. I play the guitar and we sing together. 9. My grandpa is a veteran of the Great Patriotic War. 10. My granny is a pensioner. 11. Ann is a full-time student. 12. My brother Nick is a student. 13. I go to the technical school. 14. I am a part-time student. 15. I want to be a technician.

**3. Заполните кроссворд:**



По горизонтали:

- 2. Aunt's son
- 5. Mother's brother
- 6. Child without parents
- 8. Daughter's son
- 9. Father's second wife
- 10. Mother and father
- 12. Brother's daughter

По вертикали:

- 1. Woman whose husband died
- 3. Brother and sister
- 4. Mother's mother
- 7. Sister's son
- 11. Father's sister

**5. Ответьте на вопросы:**

- 1. What is your name?
- 2. How old are you?
- 3. Where are you from?
- 4. Have you got a family?
- 5. Are you a family of four or three?
- 6. Have you got a sister or a brother?
- 7. What is her (his) name?
- 8. How old is she (he)?
- 9. Do you like to play with your sister (brother)?

10. What is she (he)?
11. What is your father's name?
12. What is he?
13. Where does he work?
14. What is your mother's name?
15. What is she?
16. Where does she work?
17. Have you got other relatives?
18. What can you tell us about your relatives?
19. Do you love your family?

**5. Приведите антонимы:** a father – (a mother), a sister – (a brother), a dad – (a mum), a man – (a woman), an uncle – (an aunt), a son – (a daughter), a granddad – (a grandma), a nickname – (a real name), many children – (an only child)

**6. Подведение итогов работы, оценивание.**

### ПЗ№7 Межличностные отношения на работе

#### 1. Прочтите текст

#### AT THE OFFICE

At the appointed time Ivan arrived at Mr. Freiser's office by car. Mr. Freiser greeted Ivan with warm smiles and kind words.

*Frank:* Oh, Ivan I haven't seen you for ages. How are you getting on these days?

*Ivan:* Not bad. I hope you are doing well too.

*Frank:* I would say so. How are your classes, young man?

*Ivan:* I understand you are kidding but I like the sessions we are having here. There are a few important things I have learned here. And I've met some businessmen whose business looks very promising for us.

*Frank:* Good for you. And would you like some tea or coffee before we get down to business.

*Ivan:* Some coffee, please.

*Frank:* The secretary will bring coffee for us in a minute.

*Ivan:* I believe we could speak about our business now, if you don't mind.

*Frank:* I agree with you here. We studied your enquiry for our security devices and we could offer you some very modern ones.

*Ivan:* Could I see them while I'm here? Then it will be much easier for me and the General Director of my company to make a decision about the range of

devices to buy.

*Frank:* No problem. Our Production Director will take you to our production shop and you will see all the devices we are offering to our customers at present. We have sold quite a lot of each type and we have not got a single complaint. They have never failed our customers.

*Ivan:* It sounds very convincing. And will the Production Director be coming soon?

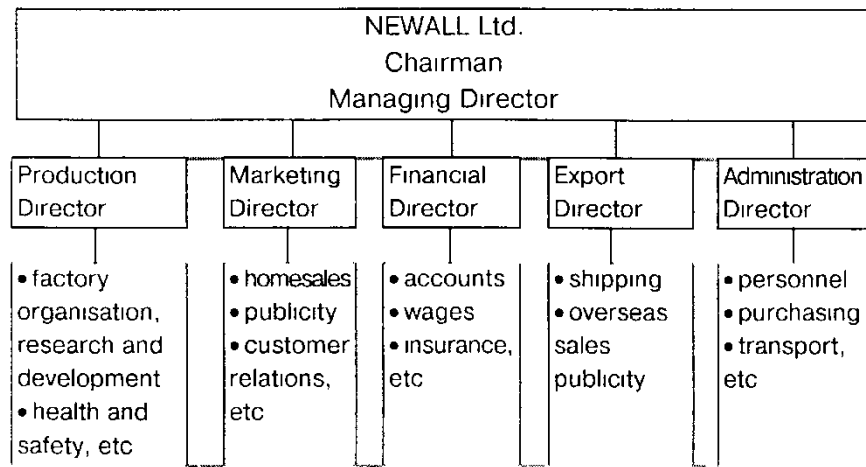
*Frank:* The Secretary will invite him after we have coffee.

*Ivan:* I see.

*Frank:* By the way, here is the latest organigram of our company. You may have a copy if you wish.

*Ivan:* Thank you. It will help me to speak with the Production Director.

*Here is the organigram of Mr. Freiser's company:*



## 2. Выбрать верный вариант, согласно текста

- |   |   |
|---|---|
| • With what did the businessmen start the talk after greetings? | With Ivan's sessions.<br>With speaking about devices Mr. Freiser's company produced.<br>With discussing the company's organigram.           |
| • Did Mr. Freiser offer anything to drink?                      | Yes, he did, he offered tea only.<br>Yes, he did, he offered coffee only.<br>Yes, he did, he asked what Ivan wanted to have, tea or coffee. |
| • Had Ivan sent any enquiry to                                  | Yes, he had.  |

Mr. Freiser?	No, he hadn't.
• What devices did Mr. Freiser offer?	It is not quite clear. Some security devices. Some modern transport devices. Some safety devices.
• Did Ivan want to see these devices on the production floor?	Yes, he did. No, he didn't It is not quite clear.
• Who was to show Ivan round the factory and offices?	The Managing Director. The secretary. The Production Director.
<b>3. Find equivalents in the text:</b>	
Мы рассмотрели ваш запрос на наши охранные устройства, и можем предложить вам очень современные устройства. Можно, их посмотреть, раз уж я здесь?	
Мне и генеральному директору будет намного легче решить, какие именно устройства нужно купить.	
Наш начальник производства покажет вам производственный цех.	
Вы увидите все устройства, которые мы предлагаем сейчас нашим покупателям.	
Мы уже продали достаточно большое количество. Мы не получили ни одной жалобы.	
Они ни разу не подвели наших покупателей.	
Это звучит очень убедительно.	
<b>4. Составьте диалог парам, используя следующие слова и выражения</b>	
Words and expressions	
<b>warm</b>	теплый
<b>smile</b>	улыбка
age	век, возраст
<b>get on</b>	поживать
<b>I haven't seen you for ages.</b>	Не видел вас целую вечность.
How are you <b>getting on</b> ?	Как поживаете?
<b>to kid</b>	шутить
Are you <b>kidding</b> ?	Вы шутите?
<b>security</b>	безопасность

<b>device</b>	прибор, приспособление
<b>modern</b>	современный
<b>much easier</b>	намного легче
<b>production</b>	производство
<b>production director</b>	начальник производства
<b>production shop</b>	цех
<b>type</b>	тип, вид
<b>complaint</b>	жалоба, претензия
<b>to fail</b>	подводить; не суметь <ul style="list-style-type: none"> <li>• <i>Часто переводится от-рицательной частицей не.</i>  <i>Например: He failed to send a letter in time. (Он не отправил вовремя письмо)</i></li> </ul>
<b>to fail somebody</b>	подводить кого-либо
<b>to convince</b>	убеждать
<b>convincing</b>	убедительный
<b>to sound convincing</b>	звучать убедительно
<b>organigram</b>	схема управления
<b>managing</b>	управляющий
<b>research</b>	исследования
<b>health</b>	здоровье, охрана здоровья
<b>homesales</b>	продажи внутри страны, внутренняя
<b>safety</b>	торговля
<b>publicity</b>	реклама, известность
<b>relations</b>	отношения
<b>customer relations</b>	отношения (связи) с покупателями
<b>wages</b>	заработная плата, обычно — для рабочих; для служащих — <i>salary</i>
<b>shipping</b>	отгрузки (транспорт)
<b>insurance</b>	страхование
<b>personnel to purchase</b>	штат, персонал покупать
<i>syn. to buy</i>	

#### 4. Подведение итогов работы,

**оценивание.**

### **ПЗ.№8 Правильное питание, закаливание и занятие спортом**

#### **1.Переведите текст:**

##### **SPORTS IN OUR LIFE**

Sport is very important in our life. It is popular among young and old people. Many people do morning exercises, jog in the morning; train them self's in clubs and different sections. Other people like sport too; they only watch sports game on TV and listen the sports news. Whey prefers reading interesting stores about sports men but they do not go in for sports.

Physical training is an important subject in school. Pupils have physical training twice a week. Boys and girls play volleyball and basketball at the lessons. There is a sport ground near our school and schoolchildren go in for sports in the open air. Many different competitions are held at school. A great number of pupils take part in them. All participants try to get good results and become winner.

Sport helps people to keep in good health. If you go in for sports, you do not catch cold. Children and grown-ups must take care of them health and do morning exercises regularly. There are some popular kinds of sport in our country: football, volleyball, hockey, gymnastics, skiing and other. Athletic is one of the most popular kinds of sport. It includes running, jamming and others.

My favorite sport is swimming. I go to the swimming pool twice a week. I prefer to rest by the lake or river and swim there. My friend goes in for boxing. He is a good boxer. His hobby helps him in his every day life.

#### **2.Запишите и выучите слова по теме:**

1. amateur – любительский
2. attention – внимание
3. bodybuilding – культуризм, бодибилдинг
4. compulsory – обязательный
5. diving – дайвинг
6. facilities – оборудование
7. fencing – фехтование
8. figure skater – фигурист
9. gym – тренажерный зал
19. skating – коньки
20. skating-rink – каток
21. skiing – лыжный спорт
22. sporting society- спортивное общество
23. swimming pool – плавательный бассейн
24. to be fit – быть в форме

#### **3.Ответьте на вопросы:**

1. Why is sport so popular in our country?
2. Do you go in for any kind of sport?
3. What is your favourite kind of sport?
4. What is the most popular kind of sport in our country?
5. Did you take part in any sport contests?
6. Do you play football or any other ball game?
7. Which ball game do you like best?
8. How many players make up a football team (a basket-ball team, a hockey team)?
9. How long does a football match last?
10. Are you a football fan? Which team do you cheer for?
11. What interesting (exciting) football match did you see? What was the score?
12. Are you a good skater?
13. Can you swim?
14. What outdoor and indoor games do you know?
15. What stadium is the best in our country?
16. When and where were the last Olympic Games held?
17. What world records were set there by our sportsmen?
18. When and where will the next Olympics be held?

#### **4. Подведение итогов работы, оценивание.**

### **ПЗ№9 Спорт в нашей стране.**

#### **1. Написать эссе**

#### **МЕТОДИЧЕСКИЕ РЕКОМЕНДАЦИИ ПО НАПИСАНИЮ ЭССЕ/СОЧИНЕНИЯ**

Эссе/сочинение “expressing opinion” пишется в формальном (деловом) стиле.

- В данном типе сочинения требуется выразить свою точку зрения на заданную тему, а так же привести противоположные вашей точки зрения других людей и объяснить, почему вы с ними не согласны. Ваше мнение должно быть четко сформулировано и подкреплено примерами или доказательствами.
- Объем сочинения 120-180 слов
- Должны активно использоваться конструкции типа «Inmyopinion», «I think», «I believe»
- Необходимо использование вводных слов и конструкций типа “Ontheonehand, ontheotherhand” ..., слов - связок (Nevertheless, Moreover, Despite...)

- Запрещается использование сокращения, типа 'Tn', "they're", "don't", "can't" (иначе будет снижен балл за организацию сочинения)
- Сочинение "expressing opinion" имеет строгую структуру, изменение которой при написании сочинения приведет к снижению балла. Сочинение "expressing opinion" состоит из 4-х абзацев: **Ход работы**

### **1) Introduction** (вступление)

Во вступлении необходимо четко сформулировать тему-проблему, указав, что существуют две противоположные точки зрения на проблему (Some people claim that mobile phones are very useful devices while others argue that life could be less stressful without them.) и высказать свое мнение, не используя слишком много личных конструкций

Однако первое предложение не должно слово в слово повторять заданную тему сочинения.

Рекомендуемое окончание первого абзаца: Now I would like to express my point of view on the problem of... **2) Основная часть**

**1 абзац.** Привести 2-3 аргумента, подтверждающих вашу точку зрения, подкрепляя их примерами или доказательствами.

Во втором абзаце вы должны придерживаться только **ОДНОЙ** точки зрения, например:

Mobile phones in my opinion are very useful devices. ИЛИ I consider the mobile phone to be a harmful and useless invention.

Необходимо привести 2-3 аргумента с доказательствами в поддержку собственного мнения

**2 абзац.** Привести противоположные точки зрения (1-2), и объяснить, почему вы с ними **НЕ** согласны. Пример:

However, some people think that mobile phones not only keep you in touch with your relatives and friends but also provide you with a great number of facilities. I can't agree with this statement because... Ваши контраргументы мнению других людей не должны повторять 2ой абзац.

### **3) Conclusion** (заключение)

Необходимо сделать вывод, обратившись к заданной в 1-м параграфе теме, что существуют 2 точки зрения на проблему, а также подтвердить собственную точку зрения.

Например: «There are different points of view on this problem. I think that...» или «Taking everything into consideration, there are two different points of view on this problem. I believe that...»

### **Useful vocabulary for composition "expressing opinion"**

#### **1 абзац. Вводные фразы**

- It is popularly believed that...
- People often claim that... Some people argue that...
- A lot of people think that...
- It is often suggested /believed that...
- Many people are in favour of idea that... Many people are convinced that...
- Some people are against...

#### **2 абзац. Фразы, выражающие свою точку зрения:**

- I would like to explain my point of view on this situation.

- I would like to express my opinion on this problem.

**Фразы, характеризующие преимущества обсуждаемой проблемы:**

- As already stated I'm in favor of... for a number of reasons...
- There are many things to be said in favour of...
- The best/ thing about.....is...

**Фразы, перечисляющие точки зрения:**

- Firstly, /Firstofall....
- In the first place
- To start with, / To begin with,
- Secondly, Thirdly, Finally,
- Last but not least,

**Фразы, добавляющие новые аргументы:**

- Furthermore, /Moreover, /What is more, • As well as.... /In addition to this/that...
- Besides, /.....also....
- Not only...., but..... as well.
- Apart from this/that....
- not to mention the fact that **3 абзац**
- Some people believe that... however they fail to understand that... they fail to consider that... they forget that...
- Some people argue that .... I can not agree with it as ...
- I disagree with this point of view (statement, opinion) because
- It has become fashionable for some people to argue that...
- Contrary to what most people believe, I think that...
- As opposed to the above ideas.. .I believethat...

**4 абзац. Заключительные фразы:**

- In conclusion,
- On the whole,
- To conclude,
- To sum up,
- All in all,

Allthingsconsidered

Finally,

- Lastly,
- Taking everything into account,


- Taking everything into consideration **Выражение личного мнения:**
- In my opinion this subject is very controversial In my view...
- To my mind...
- To my way of thinking...
- Personally I believe that...
- I feel strongly that...
- It seems to me that...
- As far as I am concerned...

## 2. Подведение итогов занятия, оценивание.

### ПЗ№10 Различные виды спорта


#### 1. Сравните и составьте предложения.

Пример: Сравните три мяча и составьте предложения, используя прилагательные SMALL и LARGE




The golf ball is smaller than the baseball. The soccer ball is larger than the baseball. The soccer ball is the largest of all.

Сравните силу этих спортсменов и составьте предложения, используя прилагательные STRONG/WEAK



- 1) Joe is \_\_\_\_\_ than Mike. 2) Ron \_\_\_\_\_ Joe.  
 3) Joe \_\_\_\_\_ Ron. 4) Ron \_\_\_\_\_ of all.



**2. Раскройте скобки и поставьте прилагательные в нужную форму**

- 1) Moscow is (old) than St. Petersburg 2) Football is (popular) kind of sport in the world. 3) Health is (good) than wealth. 4) Bolt is (fast) athlete in the world. 5) Ronaldo is one of (good) football players. 6) As for me, hockey is (interesting) than football. 7) When we win a game, we are (happy) people in the world. 8) This season our team is playing (bad) than last year.

**3. Заполните пропуски модальными глаголами CAN, MAY, MUST, SHOULD**

- 1) \_\_\_\_\_ you bring me the ball, please? 2) \_\_\_\_\_ I take your gloves? 3) Footballers \_\_\_\_\_ touch the ball with hands during the game. 4) All players in our team \_\_\_\_\_ wear a uniform. 5) You are too thick. You \_\_\_\_\_ do more exercise.

**4. Найдите 10 слов. Все слова имеют отношение к спорту (виды спорта, ветеран, коллектив, место).**

**5. Подведение итогов работы, оценивание.**

**1.Прочтите и переведите текст:**

**SPORT AND A HEALTHY**

Sport is very important in our life. It is popular among young and old people. Many people do morning exercises, jog бер трясцой in the morning, train themselves in clubs, in different sections and take part in sport competitions. Other people like sports too, but they only watch sports games, listen to sports news. They prefer reading interesting stories about sportsmen. However, they do not go in for sports.

Physical training is an important subject at school. Pupils have physical training lessons twice a week. Boys and girls play volleyball and basketball at the lessons. There is a sports ground near our school and schoolchildren go in for sports in the open air.

Many different competitions are held at schools, a great number of pupils take part in them. All participants try to get good results and become winners.

Sport helps people to keep in good health. If you go in for sports, you have good health and do not catch cold.

Children and grown-ups must take care of their health and go in for sports regularly. There are some popular kinds of sports in our country: football, volleyball, hockey, gymnastics, skiing, skating. Athletics is one of the most popular kinds of sports. It includes such kinds of sports as running, jumping and others. Everybody may choose the sport he (or she) is interested in. There are summer and winter sports.

My favourite sport is swimming. I go to the swimming pool twice a week. Nevertheless, I prefer to rest by the lake or the river and swim there.

**2.Ответьте на вопросы:**

1. Do you smoke?
2. Do you drink alcohol?
3. Do you often eat unhealthy food?
4. Do you prefer to watch TV to doing sports?
5. Do you use drugs?

**3.Переведите письменно:**

**ВРЕДНЫЕ ПРИВЫЧКИ**


The health of a person is the main value in the life. It cannot be bought with any money! There is no price for it. Being the sick person, you cannot realize all your dreams and be successful in the modern world. However, how to be healthy, when there are many bad habits?

Do not begin! Do not the first cigar, the first sip of alcohol! Everything begins so simply, but comes to the end with a trouble. It was said so much about the harm of smoking. However, not only have the teens also the junior pupils begun to smoke. There is no such organ, which would not suffer from smoking. Smoking is not a harmless pastime. It is necessary to have the will - power to stop smoking.

In addition to smoking, we can name the other bad habit the drinking of alcohol. Very often, they combine with each other. Alcohol is a poison! Having penetrated into an organism, it has destroyed the brain of the person for some months. A great man said that drinking alcohol is a voluntary mad. Under the influence of alcohol, the person can make rash actions. The matter is that alcohol is the drug, and drugs influence on the brains of the person. Especially alcohol is very dangerous for the young. In addition, the usage of drugs ... They ruin all human organs, so the drug addicts die young. Few of them live longer than several years after they have started taking drugs.

**4.Подведение итогов занятия, оценивание.**

## 2. Подготовить проект по теме «Как оставаться здоровым»



[vk.com/anglo\\_m](https://vk.com/anglo_m)

Imagine that you are doing a project “**How to stay healthy**” together with your friend. You have found some illustrations and want to share the news. Leave a voice message to your friend. In 2.5 minutes be ready to tell the friend about the photos:

- explain the choice of the illustrations for the project by briefly describing them and noting the differences;
- mention the advantages (1-2) of **the two ways of staying healthy**;
- mention the disadvantages (1-2) of **the two ways of staying healthy**;
- express your opinion on the subject of the project – **which of the two ways of staying healthy you’d prefer, and why.**
- 

You will speak for not more than 3 minutes (2-3 sentences for every item of the plan, 12-15 sentences in total). You have to talk continuously.

Примеры:

Advantages of having a balanced diet:

1. Makes you strong and healthy
2. Gives you energy to do activities
3. Helps you think better
4. Helps you maintain a healthy weight
5. Reduces the risk of getting sick

Disadvantages of having a balanced diet:

1. Some foods can be expensive
2. Not always easy to get food that is good for you
3. Sometimes it's hard to resist eating junk food
4. Can take time to prepare meals
5. You might not like some healthy foods

Advantages of jogging:

1. Jogging is an easy and inexpensive way to exercise
2. Helps to keep your body fit and healthy
3. Can improve your mood
4. Provides a change of environment
5. Gives you the opportunity to connect with nature

Disadvantages of jogging:

1. Running on hard surfaces may be harmful to your knees
2. Heat exhaustion can occur during hot weather
3. May become boring if done in the same area regularly
4. Can be attacked by unfriendly dogs.
5. Risk of injury.

Опорные фразы

1. Makes you strong and healthy
2. Can be attacked by unfriendly dogs
3. Heat exhaustion can occur during hot weather
4. Gives you the opportunity to connect with nature
5. Can take time to prepare meals
6. Can improve your mood

7. Reduces the risk of getting sick
8. Some foods can be expensive
9. Helps you maintain a healthy weight
10. Running on hard surfaces may be harmful to your knees
11. Gives you energy to do activities
12. Risk of injury
13. May become boring if done in the same area regularly
14. An easy and inexpensive way to exercise
15. Sometimes it's hard to resist eating junk food
16. Helps you think better
17. Not always easy to get food that is good for you
18. Helps to keep your body fit and healthy
19. You might not like some healthy foods
20. Provides a change of environment

**2. Подведение итогов работы, оценивание.**

**ПЗ№ 13 Москва-столица нашей Родины.**

***Active Words and Word Combinations:***

**aswellas** – атакже **surface**– **masterpiece of architecture** – шедеврархитектуры **scientific** –  
поверхность **GrandDuke** – научный **magnificent** – великолепный **Tsar-cannon** – Царьпушка  
Великийгерцог **significant** **Tsar-bell** – Царьколокол  
– значительный **to flow**  
**through** – течьчерез **church**  
– церковь

**1.Прочтите и переведите текст:**

**THE CAPITAL OF OUR COUNTRY — MOSCOW**

Moscow is the capital of Russia. It is the main economic, political, educational and cultural centre of our country.  
In Moscow there are most important state institutions. The Parliament and the Government of Russia are seated here as well as the President.  
Moscow is a modern mega polis. With over 10 million people it is one of the most populated in the world. It is also one of the largest with the surface of 880 sq km.  
Moscow has a long history. It was founded over 800 years ago by Grand Duke Yury Dolgoruki in 1147. In the beginning it was a rather unimportant town, but year after year it grew into a significant city when, finally, in the 16<sup>th</sup> century it became the capital of the country. For the period from 1712 to 1917 the capital was moved to St Petersburg.  
Moscow is situated on the Moskva river, which flows through the whole city.

The heart of the city, the Kremlin, is the city inside the city. It was built in the 12<sup>th</sup> century. There are many churches and museums inside the Kremlin as well as various governmental institutions. The Kremlin is a real masterpiece of architecture. On the territory of the Kremlin there are the Tsar-cannon and the Tsar-bell which have never been actually used. There are also many museums and galleries in Moscow holding masterpieces of fine arts.

In Moscow, there are many theatres of world level.

Moscow is also a scientific city. Moscow State University is the oldest and the most important in Russia. It was founded by famous Russian scientist Mikhail Lomonosov in 18<sup>th</sup> century.

Moscow is a magnificent city.

## **2. Ответьте на вопросы**

1. What is the capital of Russia?
2. How large is the population of Moscow?
3. When Moscow was founded?
4. By whom Moscow was founded?
5. When the Kremlin was build?
6. When Moscow did become the capital of Russia?
7. What can you see on the territory of the Kremlin?

## **3. Дополните следующие предложения.**

1. Moscow is the main ....., ....., ..... and ..... centre of our country.
2. Moscow is a modern .....
3. For the period from .... to ..... the capital was moved to .....
4. Moscow is situated on the ....
5. The heart of the city is .....
6. The Kremlin is a real .... of .....
7. Moscow State University was founded by .... in .....

## **4. Выберите верный вариант**

1. Moscow was founded over ..... years ago.  
a. 700 b. 800 c. 600
2. Moscow is also one of the largest with the surface of .... sq km.  
a. 790 b. 870 c. 880
3. Moscow State University is .... in Russia.  
a. the most important b. more important c. much important
4. The Parliament and the Government of Russia are seated in Moscow as well as the .....
- a. Prime-minister b. President c. State Duma
5. The heart of the city, the Kremlin, is the city ..... the city.  
a. inside b. outside c. round

6. Moscow State University was founded by famous Russian ....  
a. architect    b. scientist                      c. engineer
7. Moscow is one of .... in the world.  
a. much populated                      b. more populated                      c. the most populated

**5. Верны ли следующие утверждения**

1. In the beginning Moscow was a rather unimportant town.
2. Moscow stands on the Lena River.
3. The heart of the city is Moscow State University.
4. There are many theatres of world level in Moscow.
5. On the territory of the Kremlin there are many theatres.

**6. Подведение итогов работы, оценивание.**

**ПЗ№14 Условия проживания в сельской местности**

Знакомство с новыми ЛЕ беспереводным способом – толкованием.

- **Execute** – to carry out fully, put completely into effect.
- **Stockbroker** – a broker who executes orders to put or to sell securities and often also acts as a security dealer.
- **Multi-storey car park** – is a building which is designed specifically to for automobile parking.
- **Barn** – a usually large building for the storage of farm products or feed and usually for the housing of farm animals or farm equipment.
- **Labourer** – someone who works with their hands.
- **Smog** – a fog made heavier and darker by smoke and chemical fumes.
- **Shepherd** – a person who tends sheep.
- **Bypass** – a passage to one side.
- **Hamlet** – a small village.
- **Appliance** – a piece of equipment for adapting a tool or a machine to a special purpose.
- **Hectic** – persistent fever (as in tuberculosis).

Запись ЛЕ в личные словари, отработка произносительных навыков чтения новых ЛЕ (чтение по цепочке).

**III. Презентация в Power point.**

**IV. Fill in the table using words from the list below.**

*Block of flats, farmhouse, field, skyscraper, traffic jam, farmer, offices, trolleybus, stockbroker, lorry, multi-storey car park, car, tractor, executive, tram,*

*barn, labourer, pollution, city centre, clerk, valley, fresh air, hill, smog, underground, secretary, taxi, shepherd, bus, business executive, cottage, motorway*

	City life	Country life
Buildings		
Transport		
Jobs		
Features		

### V. Сравнение жизни в городе и в сельской местности.

– Using the table above compare city life with country life as in the example. You may add ideas of your own.

*E.g. If you live in the country, you can live in a farmhouse or a cottage, but if you live in the city you are more likely to live in a block of flats or a house.*

### VI. Закрепление лексики.

**Fill in the gaps with one of words from the list below.**

*Bypass, hamlet, underground, executives, labourers, barn, shopping centers, smog, metropolis, trams, motorway, country lane, stockbrokers, multi-storey car park, shepherd.*

1. Many people prefer to use the \_\_\_\_\_ instead of taking their cars to work.
2. Being a(an) \_\_\_\_\_ means spending a lot of time looking after sheep.
3. Many farms have a \_\_\_\_\_ where the hay for the animals is kept.
4. \_\_\_\_\_ are convenient because they have many shops in one building.
5. \_\_\_\_\_ work in large office blocks and usually drive expensive cars.
6. It is very relaxing to walk along a \_\_\_\_\_ far away from the city traffic.
7. \_\_\_\_\_ are powered by electricity and are popular means of transport in the city.
8. If we take the \_\_\_\_\_, we'll avoid the town center.
9. \_\_\_\_\_ sell stocks and shares and deal with large amounts of money.
10. The city was polluted and a thick layer of smog could be seen above it.
11. \_\_\_\_\_ often work on building sites and their work are very tiring.
12. The \_\_\_\_\_ lay between two hills and had only fifty inhabitants.
13. When travelling long distances it's best to use the \_\_\_\_\_ as you can go much faster than an ordinary roads.

14. The main or most important city of an area or country can be called a \_\_\_\_\_.

15. We parked in a \_\_\_\_\_ which had room for two thousand cars.

### 7. Чтение диалога и заполнение таблицы.

Read the following dialogue and then use the information to fill in the following table.

**Dan:** I have to say, I love living in a village. It's so much friendlier – in the city I never knew my neighbours.

**Pete:** Not me! Before you know it, everybody knows your business. No, I'm glad I moved.

**Dan:** But in our village we're a real community and we help each other out. And there's no crime.

**Pete:** That's not a problem in the city as long as you're sensible. I've got to admit though, one thing I did miss about the country at first was the peace and quiet. When I first moved to town, I couldn't sleep for a week.

**Dan:** Exactly. All I ever hear is the birds singing.

**Pete:** Yeah, but I've got used to the noise now. And I couldn't give up the theatres, cinemas and clubs here. And the underground runs all night, so there's no problem getting home. Where you live, the buses stop at seven in the evening.

**Dan:** But I'm so happy here. I've got my vegetable garden and the scenery is fantastic.

**Pete:** But nothing happens! And another thing, in the city people accept you as you are, whereas in the country they're less open-minded.

**Dan:** Perhaps. But I'm so much happier knowing that my children don't have to breathe traffic fumes all the time. It's much healthier and our whole lifestyle is safer.

**Pete:** Maybe I'll feel the same one day, but for the moment I'm happy where I am.

### 8. Заполнение таблицы.

	Advantages	Disadvantages
City Life		
Country Life		

### 9. Ролевая игра.

Группа делится на две команды. Одна команда – «за» и «против» жизни в городе, другая – «за» и «против» жизни в селе (источниками

информации могут служить отработанный текст, в то же время собственные идеи приветствуются), после чего они будут по очереди представлять свои аргументы за и против.

**Можно использовать следующие слова:**

*Entertainment, clean air, isolation, education, traffic jams, peaceful, busy, unhealthy, loneliness, stressful, lack of medical facilities, calm, culture, healthy surroundings, quiet, smog, noisy.*

*E.g. Life in the city can be quite stressful but country life is usually more peaceful and quiet.*

### **10. Завершающий этап занятия.**

Оценивание работы учеников.

**Запись дом. задания (выучить новую лексику, составить таблицу “Advantages and Disadvantages”**

### **Useful expressions**

*However, but, whereas, in contrast, contrary to, on the one hand, on the other hand, to my mind, in my view, in addition, nevertheless.*

Опрос:

- *Have you learnt anything new today?*
- *What was the most interesting thing/fact for you?*
- *Have you got any questions?*

## **ПЗ№15 Необычные небоскребы**

**Упражнение 1.** Complete the pairs of sentences. Use the Present Perfect in one sentence and the Past Simple in the other.

1. I (know) \_\_\_\_\_ her for six years.  
I (know) \_\_\_\_\_ him when I was at school.
2. He (live) \_\_\_\_\_ in Paris from 1997 to 2000.  
He (live) \_\_\_\_\_ in New York since 2001.
3. Where's Pete? I (not see) \_\_\_\_\_ him for ages.  
I (not see) \_\_\_\_\_ Pete last night.
4. We (be) \_\_\_\_\_ at primary school from 1993 to 1998.  
We (be) \_\_\_\_\_ in this class since September.

5. I (not watch) \_\_\_\_\_ this video yet.  
I (not watch) \_\_\_\_\_ a video at the weekend.

**Упражнение 2.** Put the verbs in brackets in the Past Simple or in the Present Perfect.

1. I \_\_\_\_\_ (never/ be) to the USA. I \_\_\_\_\_ (want) to go there last summer but I couldn't.
2. He \_\_\_\_\_ (live) in this street all his life.
3. His father \_\_\_\_\_ (come back) to London last Sunday.
4. Yan \_\_\_\_\_ (write) a letter to Nick two days ago.
5. He \_\_\_\_\_ (send) his letter yesterday.
6. They \_\_\_\_\_ (just/ buy) some postcards.

**Упражнение 3.** Fill in last night, ever, ago, just, yet, always in the right place.

1. Nick's uncle went to Russia 3 years.
2. Mr. Rambler has come back from Belarus.
3. Nick has wanted to visit Belarus.
4. Mr. Rambler saw Yan.
5. They haven't visited this old castle.
6. Have you been to England?

**Упражнение 4.** Choose the correct option.

1. She has /'s had a moped since she was 15.
2. We took /'ve taken a taxi to town that morning.
3. We played /'ve played volleyball last night
4. I'm really hungry. I didn't eat / haven't eaten since last night.
5. They visited/ 've visited Colorado last summer.

**Упражнение 5.** Put the verbs in brackets in the Past Simple or in the Present Perfect.

1. Maria (get) \_\_\_\_\_ some bad news last week. She (be) \_\_\_\_\_ sad since she (get) \_\_\_\_\_ the bad news.
2. I (start) \_\_\_\_\_ school when I was five years old. I (be) \_\_\_\_\_ at school since I (be) \_\_\_\_\_ five years old.
3. I (change) \_\_\_\_\_ my job three times this year.
4. I (change) \_\_\_\_\_ my job three times last year.
5. The weather was hot and dry for many weeks. But two days ago it (rain) \_\_\_\_\_.
6. Tom (break) \_\_\_\_\_ his leg five days ago. He's in hospital. He (be) \_\_\_\_\_ in hospital since he (break) \_\_\_\_\_ his leg.
7. Are you going to finish your work before you go to bed? — I (finish) \_\_\_\_\_ it (already). I (finish) \_\_\_\_\_ my work two hours ago.

6. Переведите текст письменно на русский язык. Найдите в тексте и выпишите глаголы в Past Simple and Present Perfect.

### **Great skyscrapers: icons of construction**

“The City” is a CNN special series that profiles the sustainable urban future of five cities over five days. Watch the show every day during our special theme week starting Monday, Aug 19 on “World Business Today” at 1300 GMT and “Connect The World” at 2000 GMT.

China may have just topped out on its new tallest building – the 632-meter Shanghai Tower – but if plans underway in Changsha come to fruition, that building will hold the title until only April 2014 when the country’s 838-meter Sky City is completed.

When that happens, Sky City will become the world’s tallest building, beating the Burj Khalifa in Dubai by 10 meters.

While people debate the merits of building so high so quickly – there’s evidence that tall buildings often presage an economic collapse – we wanted to take a look at other buildings that deserve browser time.

These aren’t the tallest buildings in the world, they aren’t the prettiest buildings in the world, they aren’t even the most successful – the inclusion of North Korea’s disastrous Ryugyong Hotel attests to that.

But they are among the most iconic, representing their designers and their cities as memorably as anything else.

To put together the list we collaborated with A. Eugene Kohn, founder and chairman of Kohn Pedersen Fox Associates (KPF), one of the world’s largest architectural firms, and Michael Greene, KPF principal.

Let us know what you think of our choices and tell us about your own favorite iconic buildings in the comments section below.

1. Empire State Building, New York

Height: 437 meters

Cost to build: \$41 million

Completion date: May 1, 1931

Fast fact: The Empire State Building took only one year and 45 days to build, or 7 million man hours – a record to this day for a skyscraper of its height.

Its glory days are numbered though – developers in China just broke ground on the world’s tallest building, Sky City, with plans to whip it up in just 10 months. “With the passing of the World Trade Center, it became even more entrenched in the hearts and souls of New Yorkers and the rest of the world.” – Michael Greene. The 443-meter Empire State Building is the icon of New York, where Jay Z’s “dreams are made” and King Kong went berserk. The Empire State Building was designed by William Lamb of architecture firm Shreve, Lamb & Harmon.

Built during the Great Depression, this gigantic building has been an American symbol for 70 years, providing a solid anchor through the ebbs and flows

of its economy. It's also the longest holder of the "World's Tallest Building" title, from 1931 to 1972. Its exterior lighting changes regularly to promote charitable causes and mark significant events and it's one of the few skyscrapers to offer wedding packages at its observatory.

### ПЗ № 16 Город будущего

Упражнение 1. Put the verbs in brackets in the Past Simple or in the Present Perfect.

1. She (change) \_\_\_\_\_ a lot since she left school.
2. I (see) \_\_\_\_\_ this film and I don't want to see it again.
3. Jazz (originate) \_\_\_\_\_ in the United States around 1900.
4. Tom Hanks (win) \_\_\_\_\_ an Oscar several times already.
5. Long ago, they (build) \_\_\_\_\_ most houses out of wood.
6. Scientists still (not/find) \_\_\_\_\_ a cure for cancer.
7. Sean (eat, never) \_\_\_\_\_ Chinese food before.
8. In my first job, I (be) \_\_\_\_\_ responsible for marketing.
9. The last job I (apply) \_\_\_\_\_ for required applicants to speak some Japanese.
10. The first modern Olympics (take) \_\_\_\_\_ place in Athens more than a hundred years ago.
11. I am writing in connection with the advertisement which (appear) \_\_\_\_\_ in December.

Упражнение 2. Complete the sentences. Use the Present Perfect or the Past Simple.

My family and I (move) from London to Cardiff last summer, so we (live) in Cardiff for seven months now. I miss my friends in London. My best friend is

called Megan. We (meet) at primary school, so I (know) her for nine years. Unfortunately, I (not see) her since last summer.

I go to Greystone Secondary School in Cardiff. I (be) at the school since last September. At first I (not like) it because I (not have) any friends here. But the students in my class are really nice and I'm happy here now.

Упражнение 3. Переведите письменно текст на русский язык. Найдите в тексте глаголы в будущем времени и преобразуйте их в формы the Present Perfect and the Past Simple

#### City of the Future

The “city of the future” will react to the issues experienced in the city of today. Most of the population resides in urban regions because of the opportunities available in these areas. However, urban regions encounter problems such as discrimination, unemployment, poverty, and crime. To tackle these issues, the future city will be less dense and develop solutions for urban and rural residents. Future cities will be characterized by green areas, sustainable practices, and hi-tech innovations. The green areas will not be integrated only for esthetic purposes but will be installed to improve comfort and well-being. For the city to be sustainable, it must be characterized by public open beautiful, and maintainable areas. The cities will have diverse transportation systems and will offer appealing incentives for different transportation systems. Facilities and architectural structures are the largest users of resources. The “city of the future” must shift toward ecologically sustainable and electricity efficient structures that cut down water and water use. Recycling will be a major characteristic of future cities and efficient waste management systems and facilities will motivate citizens’ recycling attitudes

### ПЗ.№17 Загрязнение окружающей среды

#### 1.Переведите текст:

#### **THE PROBLEM OF ENVIRONMENTAL PROTECTION**

Environmental protection is the main problem facing humanity nowadays. The image of a sick planet has become firmly established in the public mind lately. Ten years ago, the word ‘ecology’ hardly meant anything for the majority of people, but today we cannot help bearing it in our minds. It has happened because of the growing effect of the rapid industrial development of the natural world, which has negative features of its own. As a matter of fact, the state of environment has greatly worsened of late.

There is no doubt that soil; water and air are contaminated with toxic wastes. Over the past few years we have been constantly speaking about ozone holes, droughts, high level of radiation, about food contaminated with chemicals. Scientists in many countries are very much concerned about drastic changes in weather patterns. The worst drought, the mildest winter and the most devastating hurricanes have become typical in those parts of the world where they used to be a rare occurrence.

Weather patterns have been changing recently due to the global warming-up process and its major reason – the greenhouse effect. The greenhouse effect is created by carbon dioxide emissions, released by industrial facilities and a constantly increasing number of cars. Thus, it is of vital importance that the world should start cutting down the release of gases that contribute to the greenhouse effect. What is the reason for people getting so much worried about the state of environment? The answer to this question is fairly simple. The thing is the deterioration of the environment is telling heavily on people. They

are paying for this with their health. In addition, it is obvious what all people need is a healthy environment.

To solve this burning problem it is necessary for people to combine efforts, to raise safety standards at all industrial facilities, to adequately process by-products of industry, to set up an international space laboratory to monitor the state of environment and set up an international centre for emergency environmental assistance. All these measures will help us in solving these important problems and prevent us from dangerous illnesses and diseases.

1. **Ответьте на вопросы:**

1. What can cause air pollution?
2. What does acid rain harm?
3. What do you call scientists who study the weather?
4. Is there a lot of trash in your town?
5. What do you think you should do to protect the environment?

2. **Разыграйте диалог:**

- Do you know what Greenpeace is?
- I have heard about it, but I am not sure I know what they do.
- It is a public organization against nuclear energy. I have seen a program on TV about them.
- Do you think they can help to control the use of nuclear power?
- I do not know. Nevertheless, they are very energetic. They dressed up as corpses, walked about the shopping area, and whispered to people that they should be careful because there might be a radioactive cloud over their heads on that day.
- It looks funny to me. Why did you watch that program? There was an important football match on television the same evening.

3. **Заполните пробелы:**

1. When we (pollute) the air, the climate (change).
2. Nature (damage) when people (throw) away plastic bottles.
3. Animals (hurt) when we (leave) litter in the forest.
4. When trees (break), birds (disturb).
5. When litter (throw) in the river, water pollution (cause).

4. **Ответьте в краткой форме:**

5. What environment groups/organizations do you know? (name at least three)
6. What was the first national park in the world?
7. What are the two aims of national parks?
8. What is the difference between a national park and a nature reserve?
9. What are the three R's?

**6. Работа с презентацией «Ecological problems».**

## 7. Подведение итогов работы, оценивание.

### ПЗ№18 Природа моей Родины

Упражнение 1 Выразите просьбу по модели: John, shut the door, please.

- 1) Bob to give you a call after five.
- 2) Ask Mary to buy her a present.
- 3) Tell Nelly to take the book to the library.
- 4) Tell the secretary to type papers today.
- 5) Ask Peter to buy some bread to me.

Упражнение 2 Раскрывая скобки, поставьте местоимения в нужном падеже:

- 1 Let (we) discuss these questions this morning.
- 2 Let (he) translate the letters from German into Russian.
- 3 Let (I) go to see him after classes this evening.
- 4 Let (they) give the books to the library in time.
- 5 Let (she) revise all the words from Lesson Two.
- 6 Let (we) read a book about our city.

Упражнение 3 Переведите на английский язык:

- 1) Не ешь столько мороженого.
- 2) Не выходи на улицу без шапки.
- 3) Останься посмотреть телепрограмму с нами.
- 4) Попроси Ника принести словарь.
- 5) Пригласи их в гости.
- 6) Переходите улицу только на перекрестке.
- 7) Проводи меня домой.
- 8) Не ссорься с родителями.
- 9) Не перебивай меня.

Упражнение 4 Дайте ответные реплики по образцу: "Your friend wants to come at five today". "Let him come."

- 1 He would like to read this book.
- 2 Your son wants to go to the cinema today.
- 3 Your daughter wants to watch TV tonight.
- 4 My son's friends want to play chess at my place.
- 5 Your children want to go to the country for the weekend.

Упражнение 5 Составьте предложения согласно образцу, используя данные слова:

Образец: Let's go for a walk, shall we?

to open, to close, to go to the seaside, to go by bus, to have a game of chess, to ring up, to go to the cinema (theatre, country), to have a look at

Упражнение 6 Выразите просьбу:

- 1) Ask Nick not to speak so loudly.
- 2) Ask your mother not to get up early tomorrow.
- 3) Tell Ann not to read at lunch.
- 4) Tell not to send him a telegram.
- 5) Tell Susie not to be so late.
- 6) Ask Janet not to waste money on sweets.

Переведите письменно текст. Составьте правила на английском языке в повелительном наклонении как сохранить природу

### The Nature of my Homeland

The term "nature" includes all around us: trees, lakes, mountains, seas, animals, flowers, etc. So, nature is something special not controlled by humans. How marvelous and rich nature is!

Human beings have been closely attaching to nature since time out of memory. In period of paganism people were frightened of such natural sources as storm, thunder, earthquake and downpour. That's why they made some sacrifices to the mother-nature because ancient people believed it could gain nature's favour and make their life easier and better.

In our century the attitude to it has been changed. People learned to read the sky, avoid dangerous results of "nature's rage" and explain all the phenomena scientifically. Now people know how to deal with nature for personal use – they created hydro-electric power stations, solar batteries, lighting conductors,

successful agriculture systems and other interesting things. We use natural resources permanently and it helps us survive, but they are not endless and we should not forget to take care about it.

Sometimes we forget about beauty and richness of nature around us because we are just used to thinking about ourselves and vested interests. You can notice many miracles if you pay attention to them: twitter of birds, sounds of rain and wind, great mountains, green hills and bright sunlight.

I guess that the nature can be compared with a piece of art or even a master who creates all these beautiful and fantastic things around us. Nature is responsible for our mood and can make us happy and inspired or sad and depressed. Probably, indescribable waterfalls, eye catching meadows with flowers, mysterious mountains attract people's attention because human being is just a small part of nature and can't exist separately from it.

### ПЗ№19 Климатические условия разных стран

#### 1. Запишите и переведите слова:

1. cold 7. Warm
2. frosty 8. Hot
3. snowy 9. Sunny
4. cloudy 10. Foggy
5. cool 11. Windy
6. rainy 13. Stormy

#### 2. Прочтите и переведите текст:

##### CLIMATE OF GREAT BRITAIN

The climate of any country depends on its geographical position. Great Britain is situated on the British Isles. The British Isles lie to the west of the continent of Europe. The total land area of the United Kingdom is 244,000 square kilometers. The mountains are in the west and north of the country. There are lowlands in the south and east. There are many rivers in Great Britain but they are not long. The western coast of Great Britain is washed by the Atlantic Ocean and Irish Sea. The waters of the North Sea wash the eastern coast. The English Channel, which is 32 kilometers wide, separates the southeast of Great Britain from France. So Great Britain is surrounded by water. Not far from the British Isles, there is warm Golf Stream. All these facts influence the climate of the country. The climate of Great Britain is mild, temperate and wet. In the country, it is not hot in summer and it is not very cold in winter. Spring is very beautiful season because everything is covered with flowers. Autumn is wet and cool. In January, average temperature is from 3 to 7 degrees below zero and in July, it is from 16-17 degrees above zero. It often rains in Great Britain. It does not often snow in Great Britain. The weather changes very quickly. In the morning, it may be shining brightly and in the afternoon, it may rain. That is why radio and television inform people about weather forecast very often. The British joke, "In other countries it is climate, in Britain we have weather."

#### 3. Разыграйте диалоги:

1.

- Hello, Charles.
- Hello, Dick, lovely day, isn't it?
- Absolutely wonderful, nice and warm. What is the weather forecast for tomorrow? Do you know?
- Yes, it says it will be bright and sunny.
- How nice. Nice weather for outing.
- You are right.

**2.**

- Oh, that is you Tony. What is it like outdoors?
- It seems to be clearing up.
- What do you mean by clearing up?
- A big improvement on what we have been having. Quite different from the forecast.
- They say we are in for snow. It is supposed to cloud over this afternoon.
- Let's hope it keeps fine for the weekend.

**4. Подведение итогов работы, оценивание.**

**ПЗ№20 Наука и ученые**

**1. Прочтите и переведите текст:**

**INVENTORS AND THEIR INVENTIONS**

1. Shrapnel - kind of an artillery shell. It is named in honor of Henry Shrapnel (1761-1842) - British Army officer.
2. Hugo Schmeisser - a famous German arms designer. He designed automatic rifle StG 44 during the Second World War.
3. Sandwich was named after John Montagu, Earl Sandwich (1718-1792).
4. The saxophone was designed in 1842 by the Belgian Adolphe Sax music master and patented it four years later.
5. "Rubik's Cube" was invented in 1974 by Hungarian sculptor and professor of architecture Er- no Rubik.
6. Belgian brothers Emile and Leon Nagant developed Nagant revolver. Nagant revolver was used in many countries at the end of XIX - the middle of the XX century.
7. Mauser K96 - German pistol, designed in 1895. In Russia, Mauser became very popular. Fidel Mauser headed experimental arms factory "Mauser".
8. The American gunsmith Maxim developed Maxim machine gun in 1883. Maxim machine gun was widely used during the Anglo-Boer War, 1899-1902, World War I and World War II.
9. Oliver Winchester - American businessperson. In 1855, he bought firm Smith & Wesson and switched to production of weapons, mostly hunting, which is often called by his name.
10. Whatman paper - white paper. Distinguished by high resistance to abrasion. James Whatman paper manufacturer made it in the middle 1750s in England.
11. An American colonel, a hero of the Civil War Berdan, developed Berdan rifle.

12. Strass - imitation gemstone made of glass, from the name of the inventor, the jeweler Georg Strasse (1701-1773).
13. Walter - a pistol, called by the name of the manufacturer.
14. Browning - gun manufacturing company of the same name, the name of its founder, Belgian gunsmith John Moses Browning (1855-1926).

**2. Заполните таблицу:**

invention	inventor	profession
1. the ball-point pen		
2. Rolls-Royce car		
3. pasteurization		
4. waterproof raincoat		
5. the bowler hat		
6. the pistol with a barrel		
7. the diesel engine		
8. the counter of radioactivity		
9. the telegraphic alphabet		
10. alphabet and font for blind person		

**3. Подведение итогов занятия, оценивание.**

**ПЗ№21 Компьютеры: друзья или враги?**

**1. Прочтите и переведите текст**

**The Impact of Modern Technology on Our Lives**

People in contemporary world can hardly imagine their lives without machines. Every day either a new gadget is invented or an old one is improved. Different people appreciate new inventions differently. Some suppose that sophisticated gadgets are really useful and necessary, while others find them absolutely awful as they influence people badly. As for me, I am pretty sure that gadgets make people`s lives easier. Firstly, they do all kinds of dirty and hard work, as cleaning. Secondly, devices can save a lot of time as well as storage space. For instance, a computer disk can contain the same amount of information as several thick books. So, machines help people in different spheres. However, opponents of this point of view are definitely sure that gadgets affect people negatively. People are reluctant to work due to the influence of machines. People become lazy and disorganized. They just expect their latest gadgets to do everything instead of them. Moreover, according to scientists, a great number of widespread devices produce radiation that can cause serious health problems. Furthermore, more and more people are becoming addicted to their modern gadgets, for instance computers, TVs or mobile phones. So, they neglect their home obligations, work or school and spend all their spare time in front of a laptop screen or a TV-set.

In conclusion I firmly believe that in spite of all drawbacks gadgets have their benefits. They save people`s time and let them enjoy life.

**3. Найдите эквиваленты в русском языке для следующих слов и словосочетаний**

Contemporary world, new gadget is invented, invention, useful and necessary, influence people badly, storage, computer disk, affect people negatively, scientist, radiation, cause serious health problems, drawback, benefit, laptop screen.

**4. Заполните пропуски подходящими по смыслу словами**

easier, radiation, drawbacks, machines, people

1. Modern people cannot live without.... . 2. Gadgets make our lives... . 3. Some people think that gadgets affect ... negatively. 4. Scientists say that ... can cause serious health problems. 5. In spite of all... gadgets have their benefits.

**4. Прочтите текст и составьте 10 вопросов**

### Computers

A computer is an electronic machine that performs four functions: it inputs data (getting information into the machine); it stores data (holding the information before and after processing); processes data (performing prescribed mathematical and logical operations on the information at high speed); it outputs data (sending the results out to the user via some display method).

Desktop computers are large. They are not portable. The computer usually has a separate monitor. A separate keyboard and mouse allow the user to input data and commands.

Notebook or laptop computers are small. They are lightweight enough to be carried with the user. They run on battery power, but can also be plugged into a wall outlet. They typically have a built-in LCD display that folds down to protect the display when the computer is carried around. They also feature a built-in keyboard and some kind of built-in pointing device (such as a touchpad).

A tablet computer (often just called a tablet) looks like a large LCD touchscreen used for both input and output. Tablets typically include a Wi-Fi to get access to the Internet.

Smartphones are high-end mobile phones. They combine the features of a mobile phone, camera, music player, GPS device, etc. Many smartphones use a touchscreen for input but some include physical keyboards. (A computer and its types).

**5. Подведение итогов работы, оценивание.**

### ПЗ№22 Путешествия

**1. Прочтите и переведите текст:**

#### TRAVELLING

Thousands of people spend their holidays travelling. They travel by trains, buses, their own cars and motorcycles. People travel to see other countries and continents. People travel spending their time visiting museums and art galleries, places of interest, looking at the shop windows and dining at fine restaurants.

They cruise the Volga, the Dnieper, the Angara, the Yenisei and the Black Sea. They hike in the forests of Siberia. They climb the famous peak of the

Caucasian mountains - Elbrus. They enjoy the beauty of snow-covered mountains, sunny valleys and vast forests.

Many people travel in their own cars along the roads. Beautiful pine forests and silvery birches, picture-like rivers and numerous lakes attract lovers of nature. They travel not only to enjoy fine places, but also to see old monuments of sculpture and historical places of the country.

Hiking is becoming very popular. People like to spend their days off in the country. There are fine places near every town with forests, lakes and rivers. It is pleasant to spend a day-off.

Travelling by air has some pluses of course. It is convenient and much quicker than any other means of travelling. During the flight, the passengers do whatever they like. Some of them read, others sleep, looking, or talking. Sometimes they can see the land below. It looks like a topographical map.

Of course, the fastest way of travelling is by plane. However, many people travel by train. With a train, you have speed, comfort and pleasure combined.

Travelling by train is of course slower than by air but it also has its pluses. Train is the cheap means of travelling. Modern trains have very comfortable seats in all passengers. During your way on the train, you can read newspapers, books, look out of the window, drink the tea, and tell with your neighbors or sleep. When you are in the train, you can see the beauty of nature.

Many people enjoy travelling by sea. Such a travelling is called voyage or cruise. The ship stops excursions. When on board the ship people spend a lot of time on the upper deck.

Most travelers take a camera with them and take pictures of everything that interests them - beautiful views of waterfalls, forests, unusual plants and animals. These photos will remind them of the happy time of holiday.

## **2. Письменно перевести предложения:**

1. Thousands of people spend their holidays travelling.
2. They travel by trains, buses, cars and motorcycles.
3. People travel to other countries and continents.
4. People cruise the Volga, the Yenisei and the Black Sea.
5. They hike in the forests of Siberia.
6. Many people travel in their own cars.
7. People like to spend their days off in the country.
8. The fastest way of travelling is by plane.
9. Travelling by train is of course slower than by air but it also has its pluses.
10. Train is the cheap means of travelling.
11. When you are in the train, you can see the beauty of nature.
12. Many people enjoy travelling by sea.
13. Such a travelling is called voyage or cruise.

## **3. Запишите и выучите слова**

- |                        |                               |
|------------------------|-------------------------------|
| 1. airplane            | 1. spend                      |
| 2. cruise              | 2. through train              |
| 3. flight              | 3. to travel by car or by bus |
| 4. hiking              | 4. travelling                 |
| 5. holidays            |                               |
| 6. long distance train |                               |
| 7. passenger train     |                               |
| 8. railroad            |                               |
| 9. rest                |                               |

5. travelling by car
6. travelling by sea
7. travelling by train
8. travelling on foot
9. vocations

**4. Прочтите и обсудите текст:**

**BE A GOOD TOURIST**

Tourism has developed much in the 20th century. The truth is that tourists who go to faraway or tropical countries often do nature much harm. Now the travelers are told to not only watch wildlife around them but also try to protect nature at the same time. Special guides are trying to teach lovers of nature how to behave. In the past, many travelers tried to shoot animals. Today they can only watch them and take pictures of them. Facts show, however, that even this is not always good for the animal world. For example, the people of Kenya have agreed to turn their land into animal reserves. Now it appears that the leopards in the parks cannot have a good rest at night because tourists drive in their cars late at night. The hotels on the Pacific coasts throw such bright light at night that big green turtles that come out from the sea cannot lay their eggs. Tourist hotels are sometimes built in the jungle and the monkey's jumps from the trees to hotel roofs. Beautiful butterflies in the Mexican highland make homes in the trees. Crowds of tourists come to look after the butterflies and trample the ground under the trees. Tens of thousands of Europeans come every year to the Canary Island to watch whales. Their boats frighten the whales that dive so deep that they often drown. The government has decided to limit the number of boats with tourists. They also try to make people understand that we can have more by protecting nature than by using it carelessly.

**5. Подведение итогов работы, оценивание.**

**ПЗ №23 Условия проживания в городской квартире**

**1. Поставьте глаголы, данные в скобках, в нужном времени (в Present Simple или Present Continuous.)**

1. Give Ben lots of apples. He (like) them. 2. It's quiet because the children (stay) with their grandmother. 3. I'm sorry, he can't come to phone. He (cook) dinner.
4. — You (hear) anything? — I (listen) hard, but I (hear) nothing. 5. They (need) money to buy a car.

**2. Начните вопросы с do, does, is, are или am.**

1. .... You listening to me?
2. .... you hear me well?
3. ... this lesson very difficult to you?
4. ... you remember the title of that book?
5. ... you understand all of the words very well?

Упражнение 3. Найдите ошибки и исправьте их.

2. She speak French very well. 2. I'm taking my umbrella because is raining. 3. I am hating hot milk. 4. Are you understanding this rule now? 5. I am liking tea. 6. He is speaking three languages. 7. I'm so dirty. I am need a bath now. 8. He is having a flat in the center. 9. Peter is in the kitchen. He cooks breakfast for the

family. 10.—Where is she? —She has her English lesson.

Упражнение 4. *Переведите на английский язык.*

3. На завтрак я ем кашу. Но я не люблю кашу.
4. Том играет в футбол каждое воскресенье.
5. Торопись, автобус идет.
6. Мы живем в Москве.
7. Семья Смитов сейчас проживает в гостинице.

Упражнение 5. *Переведите на английский язык.*

1. Я учу английский язык.
2. Я читаю книгу. (Не мешай мне.)
3. Я чищу зубы каждое утро.
4. Что делаешь? — Я рисую.
5. Я вас не понимаю.
6. Мой брат ждет меня внизу.
7. Кто плачет? — Моя сестра плачет.
8. Джейн хорошо поет. Слышишь? Она поет сейчас.
9. Кто-то идет сюда. Я слышу шаги (it).
10. Где ты покупаешь хлеб?

Упражнение 6. *Переведите на английский язык.*

8. — Где Вадим? — Он играет в теннис. 2. — Он хорошо играет в теннис? — Нет, он играет в теннис плохо. 3. Я не знаю человека, который (who) разговаривает с моей мамой. 4. Я часто разговариваю с моим другом о нашей поездке. 5. Андрей поет очень хорошо. 6. Слушайте. Кто-то поет в соседней комнате. 7. Он не видит, что я на него смотрю. Он читает книгу. 8. Позвоните ему сейчас. Я думаю, что он не спит. 9. Посмотрите на человека, который стоит у окна. Это мой учитель английского языка. 10. Джон на улице (outside). Он моет машину.

Упражнение 7 Проверьте свои знания по теме. Пройдите тест онлайн. Проработайте ошибки.

<https://onlinetestpad.com/ru/test/388191-present-simple-vs-present-continuous>

## Упражнение 8 Ознакомьтесь с информацией ниже, напишите сочинение на тему «Условия проживания в городской квартире»

### Местонахождение. Location

При описании своего дома сначала важно указать, в какой части города вы живёте, ведь местность, где живет человек, влияет на его образ жизни. Например:

- На окраине города (*on the outskirts of town*).
- В пригороде (*in the suburbs*).
- В жилом районе (*in a residential area*).
- Недалеко от станции (*quite close to the station*).
- В центре (*right in the centre*).

### Тип строения. Type of building

Далее при описании жилья нужно указать тип строения. Это может быть многоквартирный дом (*apartment building / block of flats*), состоящий из большого количества квартир (*flats/apartments*), или отдельный дом на одну или несколько семей. В английском языке существует несколько названий для дома:

Detached house – отдельный дом на одну семью.

Semi-detached house – половина дома с отдельным входом к каждой части дома.

Duplex – двухэтажный дом на две семьи с двумя разными входами.

Cottage – дом за городом, обычно с садом.

Mansion – особняк.

Vacation house – дача. Или *dacha* – это слово уже существует в английском.

Не стоит также забывать, что в наше время во всем мире строятся небоскрёбы (*skyscrapers*), которые представляют собой очень высокие многоэтажные здания (*multi-storied buildings*). Этажи в доме мы именуем *floors*, не путать с другим значением этого слова – «пол». А теперь подробнее рассмотрим, как описать отдельный дом и квартиру.

### Описание дома на английском языке. House

Если вы живёте в отдельном доме, то, рассказывая кому-то о нём, можно упомянуть такие его части:

Слово Перевод

Roof	Крыша
Chimney	Дымоход
Attic	Чердак
Balcony	Балкон
Porch	Крыльцо
Front door	Парадная дверь
Doorbell	Дверной звонок

Staircase/stairs	Лестница
Basement	Подвал
Downpipe	Водосточная труба
Garage	Гараж
Path	Дорожка к дому
Gate	Ворота
Fence	Забор
Hedge	Живая изгородь
Front garden	Сад перед домом, палисадник

### Описание квартиры на английском языке. Flat

Для начала стоит сказать о том, что слово flat употребляется в британском варианте английского языка, а слово apartment – в американском, но оба они означают «квартира».

Начиная рассказ о своей квартире, скажите, на каком этаже она находится. Но здесь есть небольшой нюанс: в Великобритании и Америке счёт этажей отличается. Загвоздка в том, что первый этаж в Англии называется ground floor, далее идут first floor, second floor и т. д. В Америке – first floor или ground floor, затем second floor, и т. д. То есть если вам нужно попасть, например, на третий этаж в Англии, то на вопрос “What floor do you need?” вы скажете: “Second, please”. А в Америке вы ответите: “Third, please”. Также при описании квартиры вам могут понадобиться следующие слова:

Слово	Перевод
Flat (Br)/Apartment (Am)	Квартира
Ground floor (Br) / First floor (Am)	Первый этаж
Top floor	Верхний этаж
Lift	Лифт
Flight of stairs	Лестничный пролёт
Air conditioner	Кондиционер
Steps	Крыльцо
Central heating	Центральное отопление
Electricity	Электричество
Upstairs	Наверху
Downstairs	Внизу

### Комнаты. Rooms

В любом жилье, будь то отдельный дом или квартира, можно найти такие комнаты, как:

Bedroom – спальня.

Living room – гостиная.  
Study – рабочий кабинет.  
Hall – коридор.  
Dining room – столовая.  
Kitchen – кухня.  
Bathroom – ванная.  
Lavatory / water closet – туалет.

В рассказе о вашем жилье ещё можно упомянуть о том, принадлежит ли вам жильё или вы его снимаете:

Мне принадлежит дом. Я его купил, и он находится в моей собственности.

I own the house. (I bought it and it belongs to me) – У меня свой дом.

Я снимаю квартиру. Она мне не принадлежит, я плачу деньги владельцу каждую неделю/месяц.

I rent a flat. (I don't own it; I pay money every week to the owner) – Я снимаю квартиру.

Для более подробного описания квартиры вы можете использовать следующие прилагательные и фразы:

Small – маленький.

Huge/enormous – огромный.

Light – светлый.

Dark – тёмный.

Noisy – шумный.

Quiet – тихий.

In good/bad condition – в хорошем/плохом состоянии.

И не забудьте украсить описание вашего жилья каким-нибудь красивыми выражениями, например:

The more the merrier. – В тесноте да не в обиде.

East or west, home is best. – В гостях хорошо, а дома лучше.

A house is made with walls and beams. A home is made with love and dreams. – Здание состоит из стен и балок. Дом состоит из любви и мечтаний.

### **ПЗ№24 Мой распорядок дня**

#### **1.Прочтите текст:**

#### **MY WORKING DAY**

Hello. My name is Vlad Volkov and I am a college student. I am in my first year now. I want to tell you about my usual working day. It is 6.30 am and my younger brother Alexei is knocking at the door of my bedroom. "Will you jog with me today?" he asks. Every morning begins this way for me. I went jogging last year but then I have become «lazier and Alexei uses every chance to mock at me. He goes jogging regularly and he is a «good sportsman by the way – so his coach says. Alexei goes in for tennis and he has been playing football since he went to primary school. He is the best forward in his team. Alexei goes away and I stay in bed a little while longer. Anyway, it is time to get up. I go to the bathroom and take a shower and clean my teeth, then come

back to my room and switch on the television to watch the news while I am brushing my hair, shaving and putting my clothes on. Now it is time for breakfast. All my family is at table – my mother, my father, Alexei and myself. We have scrambled eggs and bacon, a cup of tea and sandwiches. We chat and discuss news. I think it is right time to introduce my family members to you. My mother’s name is Mary. She is a children’s doctor. My father’s name is Alexander and he is an engineer. Alexei is still a pupil. He is four years my junior. Oh, I have not yet told you about my elder sister. Her name is Nina. She is married. Her husband and she rent a flat not far from our place.

After breakfast, I look through my notes – just in case I have left something behind, put on my coat, then say good-bye to my mother and leave home. My father gives me a lift to the college in his car. He starts working later than my classes begin.

I arrive at my college just in time to say hello to my fellow-students before the bell goes. As a rule, we have three or four periods every day. We go to college five days a week. Saturday and Sunday are our days off. We have lectures and seminars. Sometimes we work in the workshops. To my mind, these are the most interesting lessons. My friends say that we will be having a test in English today. I think that writing tests in grammar is more difficult than speaking English. I hope I will not fail.

During the breaks, we go to the gym and play a round or two of basketball or volleyball. My friend John and I are fond of reading fantasy and we discuss the latest book by Nick Perumov. He asks me if I liked the book that he had given me. I tell him that I will have read the book by the end of the week.

At 1 pm, we have a long break. We go to the canteen and have a roll and a cup of juice. Then there is one more period, which is Mathematics. It is my favourite subject. The classes are over at 2.40 pm. Sometimes I go to the library to study there, but today I do not.

On my way home, I see my girlfriend Lena. She smiles at me and we walk together for a while. I suddenly remember that we will have been dating for a year next week. I will go and look for a present for her tomorrow. When we first met at a party, I told her that she was the prettiest girl in the world and I had been looking for her all my life. Now I think that she is not only the most beautiful girl, but also the best friend. I am fond of her. She is still a pupil; she is leaving school this year. Lena’s dream is to enter Moscow State University.

I come to my place at about 4 pm. Mother is already at home. She is cooking in the kitchen. Soon my father and brother arrive and we have dinner together. After dinner, I do my lessons for tomorrow, watch television and read. I do not go out because the weather has become worse. I go to bed at about 11.30 pm.

#### **9. Переведите текст на английский язык:**

Тони – итальянец. Он студент английского колледжа и изучает математику.

Он сейчас на 2 курсе. Тони живет в английской семье. Их фамилия Томсон. Их пятеро: мистер и миссис Томсон, сын Эндрю, старшая дочь Джейн и младшая Мэгги. Их дом находится в Оксфорде. По утрам Тони идет на пробежку, затем завтракает. На завтрак он пьет стакан апельсинового сока и ест яичницу с ветчиной. Затем он идет в колледж. Как правило, у него 3 или 4 лекции или семинара. Потом он занимается в библиотеке вместе со своими друзьями. Он приходит домой в 5 часов и ужинает с Томсонами. По вечерам он ходит в спортзал и играет в баскетбол или волейбол. После ужина он готовит уроки на следующий день или идет гулять, если погода хорошая. Обычно он ложится спать в 11 часов.

Tony is Italian. He is a student at an English college and studies mathematics. He is in his second year. Tony lives in an English family. Their surname is Tomson. There are five of them: Mr and Mrs Tomson, their son Andrew, an elder daughter Jane and younger Maggy. Their house is in Oxford. In the morning Tony jogs, then he has breakfast. For breakfast he drinks a glass of orange juice and eats bacon and eggs. Then he goes to college. As a rule, he has 3 or 4 lectures or seminars. Then he studies in the library with his friends. He comes home at five and has dinner with the Tomsons. In the evenings he

goes to a sport hall and plays volley-ball or basketball. After supper he prepares his homework for the next day or goes for a walk, if the weather is fine. Usually he goes to bed at eleven pm.

- |   |   |
|---|---|
| 1) я хочу рассказать вам о                | 11) ездить на трамвае (троллейбусе, автобусе) |
| 2) быть студентом...                      | 12) опаздывать на занятия                     |
| 3) по будним дням                         | 13) заканчиваться поздно вечером              |
| 4) по рабочим дням                        | 14) пропускать занятия                        |
| 5) просыпаться                            | 15) сдать экзамены успешно                    |
| 6) вставать в 7 часов утра                | 16) время от времени                          |
| 7) принимать душ                          | 17) подготовиться к занятиям                  |
| 8) чистить зубы                           | 18) как правило                               |
| 9) одеваться                              | 19) уставать                                  |
| 10) у меня уходит час, чтобы добраться по | 20) свободное время                           |

**10. Переведите на английский язык следующие слова и словосочетания:**

**11. Напишите короткий рассказ о своем типичном рабочем дне, ответив на следующие вопросы:**

1. When do you usually get up? Do you get up early?
2. Is it easy for you to get up early?
3. Does your alarm clock wake you up or do you wake up yourself?
4. Who usually makes breakfast for you?
5. What do you usually have for breakfast?
6. When do you usually leave your house?
7. How long does it take you to get to your college?
8. Do you go there by bus/trolley-bus or walk?
9. How many lectures do you usually have every day?
10. Where do you usually have lunch (dinner)?
11. What time do you come back home?
12. How long does it take you to do your homework?
13. How do you usually spend your evenings?
14. Do you have much free time on weekdays?
15. What time do you usually go to bed?

## 12. Подведение итогов занятия, оценивание.

### ПЗ№25 Спортивные увлечения современной молодежи

#### 1. Выучите новую лексику

To be interested in-увлекаться

To be daredevil-быть сорви-головой

To try something new and risky-пробовать что-то новое и рискованное

To take precautions-принять меры предосторожности

To rise adrenaline in the blood-поднять уровень адреналина в крови

To refresh one's mind-освежить голову

To cure stress-избавиться от стресса

To feel weak-чувствовать себя слабым

To be scared of/to be afraid of-бояться чего-либо

To be proud of yourself-гордиться собой

To feel happy-чувствовать себя счастливым

To feel free-чувствовать себя свободным

#### 2. Практика использования лексики по теме в устной речи.

Now let us take a look at the pictures and try to describe your attitude towards these hobbies and sports.

Parachute jumping

Playing football

Going to the swimming pool

Playing chess

Weight lifting

Mountain skiing

#### 3. Развитие навыков аудирования.

1. Listen to the story of Chris and answer the questions. (Listening to the recording twice; Answer the questions)

- What is Chris interested in?
  - Can you describe his brother`s hobby?
  - Can you describe his mother`s hobby?
  - Do you have anything in common with Chris, his brother and his mother?
  - What kind of hobbies do your relatives have?
  - Do you know any daredevils? What are they interested in?
2. Now you are going to hear the dialog: the coach gives instructions to the tourist who want to try scuba diving. Listen attentively and then answer the questions:
- Can you describe what scuba diving is ?
  - What do we need for scuba diving?
  - In which countries scuba diving is more popular?
  - Have you ever tried scuba diving?
  - Tell about your impressions if you have never tried scuba diving
  - Would you like to try it?
  - Why do you think it is important to start practising scuba diving with a coach?
  - What are the pros and cons of scuba diving?

#### **4. Развитие устной речи по теме.**

Express your own opinion:

- Why do people need hobbies?
- Which hobbies are the most expensive?
- Which hobbies are the cheapest?
- Which hobbies cost nothing at all?
- How can you make money from a hobby?
- If you had a million dollars, what hobbies would you like to start?
- What hobbies seem boring to you? Why do they seem boring?
- Are there any dangerous hobbies you would like to try?
- Are you interested in the Olympic games? Do you watch the translation?

**ПЗ№26 Досуг молодежи**

**1.Прочтите и переведите текст:**

## YOUR PASTIME AND HOBBY

Hobby is what a person likes to do in his spare time. Hobbies differ like tastes. If you have chosen a hobby according to your character and taste, you are lucky because your life becomes more interesting. The most popular hobby is doing things. It includes a wide variety of activities from gardening to traveling, from chess to volleyball. Both grown-ups and children are fond of playing different computer games. This hobby is becoming more and more popular. Making things include drawing, painting, handicrafts. Many people collect something - coins, stamps, compact discs, toys, books. Some collections have some value. Rich people often collect paintings, rare things and other art objects. Often such private collections are given to museums, libraries.

As for me, I like to listen to music. 3 months ago, my parents bought me a compact disc player and I decided to collect compact discs. I like different music, it should be good. I collect discs of my favourite groups and singers. I carefully study the information printed on disc booklets. I try to find everything about my favourite singers. In addition, I like to watch music programmes on TV. I want to keep up with the news in the world of music. Of course, I like to spend my spare time with my friends. We talk about all sorts of things (politics, teachers, and girls). We discuss films, books, TV programmes. In fine weather, we like to be in the open air. We find a nice place somewhere in the forest. We make a fire, bake potatoes and have a lot of fun. When the weather is bad, my friends come to my place. We have a good time together.

### 2. Ответьте на вопросы:

1. What is a hobby?

1. What do you usually do in your free time? (dancing; drawing; collecting stamps, coins, books; working in the garden; reading books; taking photographs; playing sports and games)

2. Is this a hobby?

3. Do you have many different hobbies?

4. Do you know what your friend's hobbies are?

5. Do you think hobbies make people's lives more interesting? Why?

6. Do you learn more interesting things about the world, people, countries and nature if you have a hobby?

7. Are you fond of playing computer games?

9. Are you interested in sports?

### 3. Составьте глоссарий по теме:

ENGLISH WORD	ПЕРЕВОД
aircraft modeling	авиамоделлизм
aquaria	аквариумистика
basejumping	бейсджампинг
basketball	баскетбол
billiards	бильярд

<b>bowling</b>	боулинг
<b>break dance</b>	брейк-данс
<b>breeding animals</b>	разводить животных
<b>cards</b>	карты
<b>carving</b>	резьба по дереву
<b>cinema</b>	кино
<b>circus</b>	цирк
<b>chat</b>	общение в чате
<b>checkers</b>	шашки
<b>chess</b>	шахматы
<b>computer games</b>	компьютерные игры
<b>crosswords</b>	кроссворды
<b>collecting antiques</b>	коллекционирование предметов старины
<b>collecting knives</b>	коллекционирование ножей
<b>collecting pens</b>	коллекционирование ручек
<b>collecting stamps</b>	коллекционирование марок
<b>collecting vintage cars</b>	коллекционирование ретро автомобилей
<b>crosswords</b>	кроссворды
<b>cycling</b>	кататься на велосипеде
<b>diggerstvo</b>	диггерство
<b>diving</b>	дайвинг
<b>domino</b>	домино

<b>draw</b>	рисовать
<b>equestrian sport</b>	конный спорт
<b>feng shui</b>	Фэн-шуй
<b>fishing</b>	рыбалка

<b>fitness</b>	фитнес
<b>football</b>	футбол
<b>gardening</b>	заниматься садоводством
<b>graffiti</b>	граффити
<b>hockey</b>	хоккей
<b>hunting</b>	охота
<b>karting</b>	картинг
<b>learning foreign languages</b>	изучение иностранных языков
<b>motorcycle racing</b>	гонки на мотоцикле
<b>mountaineering</b>	альпинизм
<b>mushrooming</b>	собирать грибы
<b>music</b>	музыка
<b>parkour</b>	паркур
<b>photo</b>	фотография
<b>play the guitar</b>	играть на гитаре
<b>play the piano</b>	играть на пианино
<b>play the accordion</b>	играть на баяне

<b>reading</b>	чтение
<b>rock climbing</b>	скалолазание
<b>rollers</b>	ролики
<b>running</b>	бег
<b>sing</b>	петь
<b>scanwords</b>	сканворды
<b>shopping</b>	шопинг
<b>skateboarding</b>	скейтбординг
<b>skiing</b>	лыжи
<b>skydiving</b>	прыжки с парашютом
<b>sledge</b>	санки
<b>snowboarding</b>	сноубординг
<b>steam-bath</b>	баня
<b>swimming</b>	плавание
<b>tattoo</b>	татуировка
<b>tennis</b>	теннис

<b>theatre</b>	театр
<b>tourism</b>	туризм
<b>volleyball</b>	волейбол
<b>watch TV</b>	смотреть телевизор
<b>writing poetry</b>	писать стихи

#### 4. Подведение итогов работы, оценивание.

### ПЗ№27 Трудоустройство молодежи разных странах

#### 1. Прочтите и переведите диалог на русский язык: JOB INTERVIEW



**Employer:** Good morning! How are you?

**Candidate:** Fine, thank you very much.

**Employer:** We made this appointment to speak about your personality traits and your professional skills. Please, tell us about yourself.

**Candidate:** I'm a very friendly person. Love to people helps me at solving different problems. I am responsible and diligent. I'm really good at working with personal computers and I'm very interested in programming (software engineering). When I was a university undergraduate I was twice awarded the second prize in the database programming competition.

**Employer:** Can you explain us, why should our company hire you?

**Candidate:** I can work very well with other people, because I'm a real team player. My qualification and professional skills help me to get any job done.

**Employer:** You mean you have never had a confrontation with your colleagues at your last place of work?

**Candidate:** No I haven't. I always resolved difficult problems without confrontation. I'm a very hard worker.

**Employer:** Tell us about you main negative and positive traits.

**Candidate:** I am outgoing optimist. I like people and I enjoy being around them. What about my negative traits. Well, I like to discuss the newest gadgets with my friend Paul very much, because they are a very important part of my life. Often we are fully unmindful of time and depress our relatives.

**Employer:** Maybe this side of your character exercises significant influence on your private life but it cannot be bad for your professional abilities.

#### СОБЕСЕДОВАНИЕ ПРИ ПРИЕМЕ НА РАБОТУ

**Работодатель:** Доброе утро! Как Ваши дела?

**Кандидат:** Отлично, большое спасибо.

**Работодатель:** Мы назначили эту встречу, чтобы поговорить о Ваших личностных качествах и о Вашей профессиональной квалификации.

Пожалуйста, расскажите нам о себе. **Кандидат:** Я очень дружелюбный человек. Любовь к людям помогает мне решать разные проблемы. Я

ответственный и исполнительный. Я действительно хорошо разбираюсь в персональных компьютерах и очень заинтересован в программировании. Когда я был студентом старших курсов университета, мне дважды присуждали второе место в конкурсе по программированию баз данных.

**Работодатель:** Вы можете нам объяснить, почему наша компания должна взять Вас на работу?

**Кандидат:** Я очень хорошо умею работать с другими людьми, поскольку я настоящий командный игрок (умею работать в коллективе). Моя квалификация и мои профессиональные навыки позволяют мне справляться с любой работой.

**Работодатель:** Вы имеете в виду, что у Вас никогда не возникало конфронтации с Вашими коллегами на прежнем месте работы?

**Кандидат:** Нет, никогда. Я всегда разрешал сложные проблемы без конфронтации. Я очень упорный в работе человек.

**Работодатель:** Расскажите нам о Ваших основных отрицательных и положительных качествах характера.

**Кандидат:** Я открытый и оптимистичный человек. Я люблю людей и с удовольствием нахожусь в их обществе. Что касается моих отрицательных черт характера... Что ж, мне очень нравится обсуждать с моим другом Полом самые последние технические новинки, поскольку они являются важной частью моей жизни. Зачастую мы совершенно забываем о времени и очень расстраиваем этим наших родных.

**Работодатель:** Возможно, Эта Ваша черта характера оказывает заметное влияние на Вашу частную жизнь, но Ваши профессиональные способности она никак ухудшить не может.

## **2. Ответьте на вопросы:**

1. You are seeking a job for the first time. Is it necessary to prepare for an interview? Why do you think so? How will you do it?
2. Is it easy for you to present yourself fully in a short interview with an unknown person? If it is difficult, explain how you will overcome it. What or who will help you in this situation?
3. How do you imagine your future interview? What are the main rules of your behaviour?
4. How should you behave at the interview to achieve your goal? Demonstrate it: a) as an interviewer, b) as an applicant.

## **3. Переведите следующие словосочетания на русский язык:**

an interview; a new position; an appointed place; a reference; a characteristic; a diploma; to be polite; to be confident; to be an asset for the company; to hesitate; responsibilities and regular duties; in smb's career development; language fluency.

## **4. Заполните пропуски следующими словами и словосочетаниями, употребив их в правильной форме: *a list of references, to be an asset, to be nervous, an interview, to appoint, to be impressed, to be confident.***

1. Did you present ... to the interviewer?
2. My friend has got ... for tomorrow that's why he is so nervous.
3. The interviewer . by my experience in this field.
4. He was . and they didn't hesitate to take him for this position.
5. What date was . for your interview?
6. The interviewer told me that Mr. White . for any company.
7. Did you understand all the questions during .?

## **5. Подведение итогов работы, оценивание.**

## ПЗ№28 Средства массовой информации США

### 1. Прочтите и переведите текст:

#### MASS MEDIA

No doubt, is an important part of our life. People from different walks of life have become nowadays listeners, readers, viewers. Or in other words, reading newspapers and magazines, watching TV, listening to the news on the radio are our main means of getting information in all its variety. Newspapers with their enormous circulation report different kinds of news. They carry articles which cover the latest international and national events. Now people buy newspapers also for the radio and TV programmes which they publish. There are special newspapers which give a full coverage of commercial, financial and public affairs. There are newspapers and magazines for young people. They give a wide coverage of news, events and reports on education, sports, cultural life, entertainment, fashion. There are a lot of advertising programmes now, sensation material, too. They represent the views of today's youth. Radio broadcasts are valued mainly for their music programmes (Europa plus). TV, radio, press reflect the present day life. Their information may vary from social and economic crises, conflicts, wars, disasters, earthquakes, to diplomatic visits, negotiations, from terrorism, corruption, to pollution problems, strikes, social movements. Much information is published concerning official governmental decisions. TV is the most popular kind of mass media now. Viewers are fond of watching variety show, films, sports, plays, games, educational and cultural programmes. We have many different channels, including commercial channels. There are many interesting and exciting programmes, but at the same time too often very primitive films are televised. I mean horror films, thrillers, detective films with all their cool-blooded atmosphere of violence and endless crimes and murders. Our family is also a mass media consumer. I have a TV set in my room. The culture programmes like "Kultura" are my mother's favourite, my father is a hockey fan, he likes to see sport programmes. I'm not keen on special programmes. I like to see a bit here and a bit there. Also, I can say I like programmes about travelling and traditions of another countries. Those programmes are educating and relaxing at the same time.

### 2. Составьте мини диалог. Прочтите фразы. Подберите к каждой фразе подходящую ответную реплику:

- Hello, Ann. Haven't seen you for ages. How are you getting on?
  - (1)
  - Why? Has anything happened? You look rather tired.
  - (2)
  - Have you changed your job? I remember you didn't have to get up at such an early hour of the morning.
  - (3)
  - Cheer up, dear. There are only 4 days left to the end of it.
  - (4)
  - I say, the problem is I have to get up very early these days and as you know I'm not an early riser
- (b) - Thank you. See you later  
(c) - Hello, Susan. Frankly speaking, so-so.  
(d) - Oh, no, certainly, not. But my boss has asked me to start my office hours at 7.45 this month.

### 1. Составьте предложения из предложенных слов:

1. Not far, we, from, the park, live.

2. Is, all, why, crying, the baby, time?
3. Talking, what, he, about, is?
4. To, how, she, go, does, work?

**3. Выберите подходящее по смыслу слово:**

Radio also introduced government regulation into the (1) . Early radio stations went on and off the air and wandered across different frequencies, often blocking other (2) and an annoying listeners. To resolve the problem, Congress gave the government power to regulate and license (3) . From then on, the airwaves — both (4) and TV — were considered a scarce national resource, to be operated in the (5) interest.

Stations, public, media, radio, broadcasters.

**4. Напишите своему другу по переписке e-mail сообщение (5-10 предложений) с описанием своего рабочего дня.**

**5. Подведение итогов работы, оценивание.**

**ПЗ №29 Английские телевизионные программы**

**1. Прочтите и переведите текст: TELEVISION**

Television nowadays has become one of the most important mass media. It informs, educates and entertains people. It influences the way people look at the world and makes them change their views. In other words, mass media, and especially television, mould public opinion.

Millions of people like to watch TV in their spare time. The TV set now is not just a piece of furniture. It is someone who is one of the families. There are two viewpoints on television. Some people think that television is doing a lot of harm. People begin to forget how to occupy their free time. It prevents them from communicating with each other, from visiting friends, or relatives. And indeed, people used to have hobbies, they used to go outside for amusements to the theatres, cinemas, sporting events. They used to read books and listen to music. Now all free time is given to television.

But there are a lot of people who consider TV to be helpful because it gives us a lot of information. We become better informed by watching documentaries, science programs and by learning the most important economic, social and political issues of the day. We can see famous people, great events that will pass into history. Television gives wonderful possibilities for education: you can take a TV course in history, economy, in learning foreign languages and in many other subjects.

Television brings the world in your living-rooms. We see people in our country and in other lands, and learn their customs, occupations, and problems. TV gives us opportunities to see the best actors and performances, to hear the latest news, to listen to political discussions. To crown it all, TV simply helps us to relax after a hard day's work, giving a great variety of entertaining and musical programs.

Still, it's not a good thing for children to be glued to the TV screen all day long. It's very harmful for their health and for developing personalities, because children prefer low- standard hits, horror films or banal serials. All this by no means contributes to what we call making a personality.

**ТЕЛЕВИДЕНИЕ**

Телевидение в наше время стало одним из наиболее важных средств массовой информации. Оно информирует, воспитывает и развлекает людей. Оно влияет на мировоззрение людей и заставляет менять свои взгляды. Другими словами, средства массовой информации и, в особенности, телевидение формируют общественное мнение.

Миллионы людей любят смотреть телевизор в свободное время. Телевизор сейчас не просто предмет обстановки. Это как бы один из членов семьи. Есть две точки зрения на телевидение. Некоторые считают, что телевидение приносит много вреда. Люди начинают забывать, как можно заполнить свободное время. Оно мешает им общаться друг с другом, посещать друзей, родственников. И в самом деле, раньше люди имели хобби, ходили развлечься в театры, кино, на спортивные состязания. Они читали книги и слушали музыку. Теперь всё свободное время отдаётся телевидению.

И всё же есть много людей, которые считают телевидение полезным, так как оно даёт нам много информации. Мы становимся более осведомлёнными, когда смотрим документальные фильмы, научные программы, когда узнаём о наиболее важных экономических, общественных и политических новостях дня. Мы можем увидеть знаменитых людей, значительные события, которые войдут в историю.

Телевидение даёт прекрасные возможности для образования: можно прослушать курс по истории, экономике, изучать иностранные языки и многие другие предметы.

Телевидение приносит целый мир в наш дом. Мы видим людей в нашей стране и в других странах, узнаём об их обычаях, занятиях, взглядах, проблемах. Телевидение даёт нам возможность увидеть лучших актёров и лучшие спектакли, услышать последние новости, послушать политические дискуссии. И, наконец, телевидение просто помогает нам расслабиться после напряжённой работы, предлагая широкий выбор развлекательных и музыкальных программ.

И всё же не очень хорошо, когда дети целый день "приклеены" к экранам телевизоров. Это вредит здоровью и развитию личности, так как дети предпочитают низкопробные боевики, фильмы ужасов или банальные сериалы. Всё это ни в коем случае не способствует тому, что мы называем формированием личности.

## **2. Выучите диалог наизусть:**

- Are you a passionate TV viewer?
- I can't say so. In fact I only watch those programs that I find interesting and helpful.
- What are those programs?
- Well, I enjoy "The Travellers' Club" and "The World of Animals". They are regular TV programs. They help me to study history, geography, biology.
- And what about information programs?
- There are plenty of them now. It goes without saying, that I try to watch the most important of them, "Vesti", "Time" and others. They keep me informed in all the topical issues of the day.
- What TV programs do you watch for entertainment?
- I relax when I watch musical shows, humorous programs, TV games such as "What? Where? When?", "The Lucky Chance", "Brain Ring" and others.
- What is your attitude towards advertising on TV?
- I find it boring and annoying.

## **Диалог:**

- Вы страстный телезритель?
- Я не могу так сказать. Вообще-то, я смотрю только те программы, которые считаю интересными и полезными.

- Что же это за программы?
- Мне нравится "Клуб путешественников" и "В мире животных". Это регулярные телевизионные программы. Они помогают мне изучать историю, географию, биологию.
- А как насчёт информационных программ?
- Их сейчас великое множество. Само собой разумеется, я стараюсь смотреть наиболее важные из них, "Вести", "Время" и другие. Они держат меня в курсе всех основных событий дня.
- Какие телепередачи Вы смотрите для развлечения?
- Я расслабляюсь, когда смотрю музыкальные шоу, юмористические программы, телевизионные игры, такие как "Что? Где? Когда?", "Счастливый случай", "Брэйн Ринг" и другие.
- Как Вы относитесь к рекламе на телевидении?
- Я считаю её надоедливой и раздражающей.

### **3.Прочтите и переведите текст:**

#### **WHAT IS INTERNET?**

Nowadays more and more people are interested to be known about all events, in taking some information quickly. With the help of Internet, you can make it easily. Internet is a global network connecting millions of computers. More than 100 countries are linked into exchanges of information. Internet is accessed (доступен) by a user when there are computers connected by modems and telephone lines. There are several applications called Web browsers that make it easy to access доступ the World Wide Web. The most popular browsers are Google Chrome, Mozilla Firefox, Opera, Safari and Microsoft Internet Explorer.

#### **WHAT IS E-MAIL?**

E-mail is the abbreviation for electronic mail. Usually, it takes only a few seconds or minutes for mail to arrive. If you have any mailbox, you may have to check your electronic it periodically, although хотя many systems tell you when mail is received. After reading your mail, you can store хранить it in a text file, forward it to other users, or delete it.

#### **HISTORY**

It is hard to imagine our lives without Internet nowadays. It has become an important part of every person's life. It has drastically changed everything around. Originally, Internet was a military experiment in the USA of 60-s. Soon it became clear that everyone in the world could use it. Since the time of Internet appearance, many other media sources became unnecessary.

You can find the information you are looking for in 5 seconds. Just google it and here is the answer. It is very convenient for students, professionals, experts and all other people.

### **4.Переведите текст письменно:**

Facebook - Social Network, founded in 2004 by Mark Zuckerberg and his roommates while studying at Harvard University, including Eduardo Saverin, Dustin Moskovitz and Chris Hughes. Thanks to this site, Mark Zuckerberg became the youngest billionaire. At first website was named theface- book.com, and was opened only to students of Harvard University, and then to other universities in Boston and then for students of all educational institutions of the United States. Beginning in September 2006 the site was opened to all users under the age of 13 years, having e-mail. Facebook has more than 600 million

users. Facebook allows you to create a profile with photos, invite friends, communicate, and inform other users about statuses. Facebook offers many features with which users can interact. Among the most popular - photo albums and a "wall" where friends can leave messages. A user can control the level of access to information posted on the profile, and determine who has access to one or another part. The most popular search engines in Europe - the American Google. Russian website — Yandex” is in third place.

#### **5. Подведение итогов работы, оценивание.**

### **ПЗ№30 Новости и их роль в жизни общества**

#### **1. Прочтите и переведите текст:**

### **News**

Mass Media plays an important role in the life of society. They inform, educate and entertain people. Millions of people in their spare time watch TV and read newspapers. The TV-set is not just a piece of furniture in our homes. It is often one of the family. The radio is turned on most of the time creating a permanent background noise. You can listen to the radio doing some work about the house, driving a car, lying in the sun, and working in the garden. On the radio you can hear music, plays, news, poetry, various commentary and discussions. At present there is a lot of advertising on TV and radio. The film you are watching on TV may be interrupted several times by a call to use a new perfume or drink a certain coffee. The same advertisements are repeated several times every day and it bores the viewers. Radio and TV bring into our homes not only entertainment and news but also cultural and educational programs. If you watch TV and listen to the radio you can improve your knowledge of history, biology, literature or even learn a foreign language by radio! TV, radio, press reflect the present day life. Their information may vary from social and economic crises, conflicts, wars, disasters, earthquakes, to diplomatic visits, negotiations, from terrorism, corruption, to pollution problems, strikes, social movements. Much information is published concerning official governmental decisions. There are newspapers and magazines for young people. They give a wide coverage of news, events and reports on education, sports, cultural life, entertainment, fashion. There are a lot of advertising programmes now, sensation material, too. They represent the views of today's youth.

#### **2. Выберите нужный заголовок к каждой из новостей**

“Health facts”, “Who knows where you'll travel”, “Can anyone help?” Don't leave your career planning too late – the earlier you know your future, the earlier you can plan to make it happen! It's good if your parents believe in you and your future. But also mind that there are special centers which help teenagers to plan their future. Many of them now have web sites on the Internet. Building the Channel Tunnel between England and France was the biggest European engineering project in history. A tunnel was first suggested by French Emperor Napoleon in 1802. Many engineers produced plans in the 19th century. In the 1880s a start was made to the tunnel. But two world wars made the tunnel dangerous for Britain.

#### **3. Выберите слова из списка и заполните пробелы в тексте**

Choose the word from the list below that best completes the sentences in the text The British Press. articles, pictures, stories, popular papers, readership, headlines, language, news, serious and objective, informal, sensationalist, extensive, coverage of, British, simple, national dailies, quality papers, paper(s)/newspaper(s), Britain

### **The British Press**

Reading a daily \_\_\_\_\_ is part of the \_\_\_\_\_ routine. Millions of \_\_\_\_\_ are sold in \_\_\_\_\_ every day. In fact, after the Japanese, the \_\_\_\_\_ are the people who buy the most daily \_\_\_\_\_ in the whole world. The fact that \_\_\_\_\_ are

delivered door to door for a small extra charge contributes to a high rate of \_\_\_\_\_. Besides countless small local papers, there are \_\_\_\_\_. Some have a high quality. That's why they are called \_\_\_\_\_. They used to have a large format – 13 broadsheet, but nowadays some \_\_\_\_\_ have adopted the smaller format. They deal with an \_\_\_\_\_ political, financial, and foreign \_\_\_\_\_, use formal \_\_\_\_\_, have few \_\_\_\_\_ and deal with the information in a \_\_\_\_\_ way. Others, \_\_\_\_\_, are smaller in format – tabloids. They have lots of \_\_\_\_\_, large \_\_\_\_\_ and short \_\_\_\_\_, written in \_\_\_\_\_ and \_\_\_\_\_ language, which deal with human interest \_\_\_\_\_. This kind of newspapers handle the information in a \_\_\_\_\_ way.

**4. Подведение итогов работы, оценивание.**

**ПЗ№31 Традиционные русские праздники**

**1. Прочтите и переведите текст:**

**HOLIDAYS IN RUSSIA**

There are many national holidays in Russia, when people all over the country do not work and have special celebrations. The main holidays are New Year's Day, Women's Day, May Day, Victory Day, and Independence Day.

The first holiday of the year is New Year's Day. People see the New Year in at midnight on the 31st of December. They greet the New Year with champagne and listen to the Kremlin chimes beating 12 o'clock. There are many New Year traditions in Russia. In every home there is a New Year tree glittering with coloured lights and decorations. Children always wait for Father Frost to come and give them a present. Many people consider New Year's Day to be a family holiday. Nevertheless, the young prefer to have New Year parties of their own.

A renewed holiday in our country is Christmas. It is celebrated on the 7th of January. It is a religious holiday and many people go to church services on that day.

On the 8th of March, we celebrate Women's Day when men are supposed to do everything about the house, cook all the meals and give women flowers.

The greatest national holiday in our country is Victory Day. On the 9th of May, 1945, our army completely defeated the German fascists and the Great Patriotic War ended. We will never forget our grandfathers and grandmothers who died to defend our Motherland. We honour their memory with a minute of silence and put flowers on the Tomb of the Unknown Soldier.

Independence Day is a new holiday in our country. On the 12th of June, 1992, the first President of Russia was elected.

We also celebrate Day of the Defender of Motherland on the 23d of February, Easter, Day of Knowledge and many professional holidays, which are not public holidays and banks, offices, and schools do not close.

**2. Соотнесите даты и праздники:**

a) 1 January	1. Russia Day
b) 7 January	2. Orthodox Christmas
c) February/March	3. Pancake week
d) 23 February	4. New Year Holiday
e) 8 March	5. Victory day
f) March/April	6. Day of people's Unity

g) 1 May	7. Easter
h) 9 May	8. International Women's Day
i) 12 June	9. Day of Spring and Labour
j) 4 November	10. The Motherland Defender's day

**3. Ответьте на вопросы:**

1. What are the three types of holidays in Russia?
2. What are family holidays? How does your family celebrate them?
3. What are the state holidays in Russia?
4. What is the major holiday in the country? What do Russians do on this day? What are the traditions of this holiday?
5. What is Victory Day and when is it celebrated?
6. What do religious holidays include?
7. What foreign holidays celebrations are there in Russia?
8. What are your favourite holidays?

**4. Заполните пробелы следующими словами и словосочетаниями:**

*flags and slogans / holiday / military parade / the 9th of May / the Great Patriotic War / the streets and squares*

1. In Russia and other countries Victory Day, or \_\_\_\_\_, is one of the great holidays of the year.
2. It is the \_\_\_\_\_ of all people.
3. In all the towns there are \_\_\_\_\_ in the streets, in the shop windows and on the front of large buildings.
4. On Victory Day there are meetings and demonstrations of the veterans who fought in \_\_\_\_\_.
5. On that day there usually is \_\_\_\_\_ in all big cities of our country.
6. There are many people in \_\_\_\_\_, at theatres, cinemas and concert halls.

**5. Подведение итогов работы, оценивание.**

**ПЗ №32 национальные традиции Великобритании**


**1. Прочтите и переведите текст:**

**CUSTOMS AND HOLIDAYS**

- I heard there are some interesting customs and holidays in Great Britain. I would like you to remind me of some of them.
- Why not tell you about Christmas. It is a wonderful holiday; I can tell you first, when is it celebrated? What is it taken up with?
- It is regularly celebrated on the 25th of December and it is taken up with the New Year coming.
- I guess it is not an ordinary holiday.
- Yes, you are quite right. Every Englishman is fussy about Christmas.

- You want to say that people lose their heads waiting for Christmas.
- That is it. Every family has a Christmas tree, prepares famous turkey and looks forward Boxing Day, it is on December 26. When everybody receives Christmas presents. Except this holiday there are some others in English speaking countries: Bonfire Night, May Day, Thanksgiving Day (in America) Independence Day etc. but as far as I am concerned Kazakhstan has also many customs and holidays? Can you tell me something?
  - With pleasure. There are many of valued holidays in my country. One of them is certainly Nauriz.
  - When did it come into existence?
  - You see, it is a very ancient holiday. However, up to date we did not know much about it. Nevertheless, when our country received independence. Nauriz became one of the most well - known and favorite holidays in our Republic.
  - When it is celebrated and what does it mean.
  - It is celebrated on March 22 and means the spring coming.
  - I am inclined to think, that there are some special preparations for it?
  - You are quite right. The families get together, cook tasty national dishes, and organize different sport and music completions.
  - What are the others customs and holidays. Are any of them?
  - No doubt! They are Independence Day, The Day of Republic, interesting wedding customs, and others.
  - Well, I see, our countries have many interesting events and to my mind. It is useful to exchange them.

**2. Заполните кроссворд:**



- |  |  |  |  |
|--|--|--|--|
|  |  |  |  |
|  |  |  |  |
1. The main thing Englishman's house.
  2. A popular English drink.
  3. The most popular indoor activity in Britain.
  4. For breakfast most people have ... .
  5. The national flag of UK is called ... .
  6. English people like to talk about it.
  7. The most popular holiday in UK.
  8. This word reminded that no fighting was allowed in the house.
  9. Englishmen are very. .
  10. A popular market in London.

**3. Заполните пробелы, используя слова из таблицы:**

<b>Britain</b>	<b>North Sea</b>	<b>Ben Nevis</b>	<b>constituent</b>
<b>Greenwich</b>	<b>Channel</b>	<b>units</b>	<b>part</b>

1. The United Kingdom is located between the Atlantic Ocean and the \_\_\_.
2. It is separated from the continent by the English \_\_, 34 km wide.
3. Its total area of 244,035 km<sup>2</sup> is shared by four \_\_ units.
4. The four constituent \_\_ are England, Wales, Scotland and Northern Ireland.
5. The distance from the southern coast to the \_\_ North of Scotland is less than 1000 km.
6. The widest \_\_ of Great Britain is less than 500 km.
7. The prime meridian of zero passes through the Old Observatory at \_\_, near London.
8. The highest point in the British Isles is \_\_.

**4. Прочтите и переведите:**

**HOLIDAYS IN THE US**

Federal holiday in the US is a day when workers have a paid day-off from their jobs. Some holidays are not federal holidays but are very popular holidays to celebrate.

**January**

The first day of January is New Year's Day. People in the US sometimes spend this day watching college football games and parades. On the third Monday in January, Americans celebrate Martin Luther King's birthday. Martin Luther King taught people to use peaceful demonstrations to change laws, instead of violence. Many laws were changed because of his work.

**February**

February 14th is Saint Valentine's Day. In the US, today people send cards called valentines, flowers, chocolates or small gifts to their friends. Presidents' Day (birthdays of George Washington and Abraham Lincoln) is celebrated on the 3rd Monday of February. Americans call George Washington "the father of the country". He was

elected the first president. Abraham Lincoln was the 16th president. Lincoln gave Negro slaves freedom with the Emancipation Proclamation.

### **March**

March 17th is St. Patrick's Day. This holiday comes from Ireland because St. Patrick was the Irish saint. Many people celebrate this holiday by wearing green clothes in honor of St. Patrick. Some people even drink green beer!

### **April**

Easter is a Christian holiday that is celebrated on a Sunday between March 22nd and April 25th. Christians celebrate the resurrection of Jesus Christ. In the US, people attend religious services and family picnics.

### **May**

Mother's Day on the second Sunday in May is a holiday to remember mothers with cards, flowers and presents.

### **June**

Flag Day on June 14th is the anniversary of the adoption of the American flag in 1777. The third Sunday in June is Father's Day in the United States. This is a day when people remember their fathers with presents and cards.

### **July**

The Fourth of July is a very important holiday in the US Americans celebrate the independence of the thirteen American colonies from Great Britain and signing of the Declaration of Independence on July 4, 1776. This holiday is the "birthday of the United States of America". Americans celebrate this day with fireworks and parades.

### **August**

In August there are no holidays to celebrate. Many families go on vacation or have picnics or go to the beach.

### **September**

Labor Day, celebrated on the first Monday in September honors all working people in the US and Canada.

### **October**

The 2nd Monday of October is Columbus Day, celebrating the historic trip of Christopher Columbus to the Americas in 1492. Columbus was Italian and this holiday is especially important to Italian-Americans.

October 31st is Halloween. Children in costumes go from house to house saying "trick or treat". The treat is usually a candy and tricks are rarely done. A symbol of Halloween is the jack- o-lantern, which is made of a pumpkin.

### **November**

Thanksgiving Day is the 4th Thursday in November. On this day Americans remember how the Indians helped the Pilgrims by teaching them how to farm and hunt. On this day, they give thanks for their food, their country, and their families.

### **December**

December 25th is Christmas. Many people decorate their houses with Christmas trees and lights and give presents to each other. Children hang stockings for Santa Claus to fill with gifts. As you can see the US is a country of many holidays!

### **5. Ответьте на вопросы:**

1. What are the famous persons whose birthdays are celebrated in the U.S. Tell what they are famous for.
2. What are holidays in our country that are not celebrated in the U.S.?
3. What do all the holidays in December have in common in different countries?
4. Tell about holidays that we celebrate in Russia.
5. What is your favorite holiday in Russia?

### **6. Прочтите и закончите предложения:**

1. The United States' birthday is on \_\_\_\_\_
  2. February 14 is \_\_\_\_\_
  3. People remember George Washington and Abraham Lincoln in \_\_\_\_\_
  4. Martin Luther King fought \_\_\_\_\_ against black Americans.
  5. The first Monday in September is \_\_\_\_\_
  6. People wear ghost costumes on \_\_\_\_\_
  7. Americans eat pumpkin pie on \_\_\_\_\_
  8. Columbus called Native Americans Indians because he thought he was in \_\_\_\_\_
  9. Americans observe a moment of silence on \_\_\_\_\_
  10. The last Monday in May is \_\_\_\_\_
- 7. Подведение итогов работы, оценивание.**

### **ПЗ№33 Флаги стран мира**

#### **1. Прочитайте и переведите текст:**

#### **So Many States, so Many Flags**

The national flag is a kind of visit-card from which you can get information about the country. The science that studies flags and standards (штандарт) is called vexillology.

The flags of the most of states are rectangular (прямоугольник), the width and length most often make up a ratio (соотношение) of 2:3. The Vatican and Switzerland have square flags. The colors and images on the flags can be very different, but, as a rule, they are associated with the history or traditions of the country.

The stars on the flags have different meanings (значение). In the USA, Abkhazia, Philippines, this is the number of states, regions or islands. Stars with a crescent (полумесяц) - a symbol of Islam - can be seen on the flags of Turkey, Azerbaijan, Uzbekistan and some other states.

But on the state symbols of Australia and New Zealand, the Southern Cross (крест) is depicted (изображать). This is the brightest constellation (созвездие) in the Southern Hemisphere, which is a landmark (путеводитель) for navigators. The Southern Cross also appears on the flag of Brazil, and in a special location - in the sky over Rio de Janeiro (then - the capital of Brazil) on the day and hour of getting independence in 1889.

The large five-pointed star on the flag of China means the leadership of the Communist Party, four smaller ones - the proletariat, the army, the peasantry (крестьянство) and the intelligentsia.

Often on state flags you can see tools and weapons (оружие). The hammer (молот) and sickle (серп) were depicted on the flag of the Soviet Union and many union republics. On the flags of a number of African countries – spears (копье), guns, axes (топор) and cannons (пушка). The flag of Mozambique features (изображать) a Kalashnikov assault rifle (автомат). Mozambique gained (завоевать) independence from France in 1975, thanks in no small part

to Soviet assistance.

White-blue-red are the flags of Russia, France, Thailand and a number of Slavic countries in Europe - Slovenia, Serbia, Slovakia. Moreover, it was the Russian tricolor that became a role model. In the middle of the XIX century, the European Slavs were dependent: the Croats (Хорватия) - from Austria, the Serbs - from the Ottoman Empire. Russia helped them to get independence. In 1848, the Slavic Congress took place, at which the pan-Slavic flag of the colors of the Russian tricolor was approved (утвердить).

More than 500 different colors and shades (оттенок) are used on the flags of all countries of the world. The most popular color is white, it is found on the flags of 18% of countries. Red - 17%. Purple, pink and beige are the least popular.

National flags around the world are treated (относиться) with respect and protected by law.

## 2. Переведите на русский язык интернациональные слова; необходимо указать и русский эквивалент, если он есть.

*Например: National – национальный, народный*

National, flag, visit, card, information, image, history, tradition, region, symbol, navigator, special, location, capital, party, proletariat, army, union, republic, assistance, tricolor, model, popular, congress, protect.

\* К какой категории слов относятся названия стран?

\*\* Почему слово *intelligentsia* не является интернациональным?

## 3. Заполните таблицу о флагах стран, упомянутых в тексте:

A country	Continent	Form, colors of the national flag	Images on the flag (if there are any)

4. Выпишите из текста самые интересные, на ваш взгляд, факты.

ПЗ№34 Неофициальное и официальное образование.

1. Прочитайте и переведите текст. Озаглавьте его

"Seliger" is the Russian Youth Forum, which first took place in 2005 at the Lake of Seliger in the Tver region, near the town of Ostashkov (370 km from Moscow). The organizer of the forum is the Federal Agency for Youth Affairs. Before 2008 the forum was organized by the youth movement "Nashi" ("Ours").

In 2005, it was attended by about three thousand members of the youth movement "Nashi". Since 2009, the forum is open to the entire active youth. Due to political stability in the country, it was decided to expand the thematic fields of the forum significantly. In 2014, the work of the Youth Forum "Seliger" was organized in four separate forums: the "Youth Projects Forum 1", "Youth Projects Forum 2", "Forum "Russia in the center", "Civil Forum". The song "Who if it is not us," firmly entrenched among the participants as a hymn of the Forum.

Eight of the 25 shifts were held for the first time in 2014. These shifts were: the Spiritual Foundations of Russia, Young Lawyers of Russia, Economy of the Future, Young Designers and Architects, Russian Truth, Youth Self-Government, The Librarian of the Future, Russia's Regions. More than 800 young people from 147 countries took an education program during a special International Shift.

2

*Put the words in the box in the correct space in the text. Read, translate and be ready to discuss the text.*

**Education in Britain**

compulsory junior mixed public summer higher last move skills terms infant marked prestigious stages tested

In Britain children receive full-time education, at school or elsewhere, between the ages of 5 and 16. \_\_\_\_\_ (1) education is free of charge, though parents may choose a private school and spend their money educating their children. About 95% of pupils receive free education.

There are three \_\_\_\_\_ (2) of schooling with children moving from primary school (first stage) to secondary school (second stage). The third stage provides further and \_\_\_\_\_ (3) education in technical colleges, colleges of higher education and universities.

Primary school is divided into \_\_\_\_\_ (4) school for children between the ages of 5 and 7 and \_\_\_\_\_ (5) school for those

between the ages of 8 and 11.

For the first two years in infant school children are expected to read and write, to do simple sums, to learn basic practical and social \_\_\_\_\_ (6).

In junior school the emphasis is on subjects. At about 11 or 12 children \_\_\_\_\_ (7) to a new school, usually “comprehensive”. Other types of secondary schools are \_\_\_\_\_ (8) grammar schools (there are 166 such schools in Britain) and secondary modern schools.

State or government schools are absolutely free (including all textbooks and exercise books) and generally \_\_\_\_\_ (9). Some pay to send their children to public schools which are private ones. Eton, harrow, Winchester and Westminster \_\_\_\_\_ (10) schools are among the most famous.

Under the National Curriculum ten subjects have to be studied: English, History, Geography, Maths, Science, a modern foreign language, Technology (including design), Music, Art and Physical Education (PE). For special attention there were chosen three of these subjects (“core” subjects): English, Maths (or foreign language) and Science.

English schools usually divide their year into three \_\_\_\_\_ (11), starting at the beginning of September. Autumn term ends in Christmas holidays (about 2,5 weeks). Then comes spring term which ends in Easter holidays (about 2 weeks). After \_\_\_\_\_ (12) term pupils rest for 6 or 7 weeks. Passage from one year to the next is automatic. At the age of 14 pupils are \_\_\_\_\_ (13) in English, Maths and Science.

At the end of schooling pupils take their General Certificate of Secondary Education (GCSE). It must be taken in “core subjects” plus 3 – 5 other subjects.

The exams are mostly written, they \_\_\_\_\_ (14) for two hours. Marks are given for each exam separately. The system of marking is complicated and often changes. Exams are usually \_\_\_\_\_ (15) out of 100 and then “converted into grades from A to G. Grades ABC are considered to be “good” marks.

## A Key

### Education in Britain

In Britain children receive full-time education, at school or elsewhere, between the ages of 5 and 16. *Compulsory* (1) education is free of charge, though parents may choose a private school and spend their money educating their children. About 95% of pupils receive free education.

There are three *stages* (2) of schooling with children moving from primary school (first stage) to secondary school (second stage). The third stage provides further and *higher* (3) education in technical colleges, colleges of higher education and universities.

Primary school is divided into *infant* (4) school for children between the ages of 5 and 7 and *junior* (5) school for those between the ages of 8 and 11.

For the first two years in infant school children are expected to read and write, to do simple sums, to learn basic practical and social *skills* (6).

In junior school the emphasis is on subjects. At about 11 or 12 children *move* (7) to a new school, usually “comprehensive”. Other types of secondary schools are *prestigious* (8) grammar schools (there are 166 such schools in Britain) and secondary modern schools.

State or government schools are absolutely free (including all textbooks and exercise books) and generally *mixed* (9). Some pay to send their children to public schools which are private ones. Eton, harrow, Winchester and

Westminster *public* (10) schools are among the most famous.

Under the National Curriculum ten subjects have to be studied: English, History, Geography, Maths, Science, a modern foreign language, Technology (including design), Music, Art and Physical Education (PE). For special attention there were chosen three of these subjects ("core" subjects): English, Maths (or foreign language) and Science.

English schools usually divide their year into three *terms* (11), starting at the beginning of September. Autumn term ends in Christmas holidays (about 2,5 weeks). Then comes spring term which ends in Easter holidays (about 2 weeks). After *summer* (12) term pupils rest for 6 or 7 weeks. Passage from one year to the next is automatic. At the age of 14 pupils are *tested* (13) in English, Maths and Science.

At the end of schooling pupils take their General Certificate of Secondary Education (GCSE). It must be taken in "core subjects" plus 3 – 5 other subjects.

The exams are mostly written, they *last* (14) for two hours. Marks are given for each exam separately. The system of marking is complicated and often changes. Exams are usually *marked* (15) out of 100 and then "converted into grades from A to G. Grades ABC are considered to be "good" marks.

3

***Do you know anything about schools in Britain? Try this quiz. Tick correct information like this (+)***

1. Most children start primary school at the age of 7.	
1. About 20% of 18-year-olds go to university.	
1. At most schools students wear a uniform.	
1. There are about 22 students in a secondary school class.	
1. Students begin learning a foreign language at 15.	
1. All students have music lessons.	
1. Most parents in Britain pay for their children education.	

### **A Key**

1. Most children start primary school at the age of 7.	–
1. About 20% of 18-year-olds go to university.	+
1. At most schools students wear a uniform.	+
1. There are about 22 students in a secondary school class.	+
1. Students begin learning a foreign language at 15.	–
1. All students have music lessons.	–

1. Most parents in Britain pay for their children education.

-

4

*Put the words below into the correct columns. One word does not go. Which one?*

subjects

types of school

sports

primary football science

rugby independent (public) state

religion *uniform* secondary

geography history badminton

literature netball boarding

**A Key**

subjects	types of school	sports
religion	primary	rugby
geography	independent (public)	football
literature	state	netball
history	secondary	badminton
science	boarding	

5

*Try to complete the table with words and numbers from the box.*

training university 17 5  
 70 secondary advanced 16  
 primary certificate 20

age	education
..... - 11	100% of students go to .....school.
11 - .....	100% of students go to .....school.
	At 16, in England, they take GCSE examinations (General ..... of Secondary Education).
... - 18	.....% of students continue at school. At 18 they take 'A' levels (..... level examinations.)
18+	20% of 18-year-olds go to .....
	Another .....% of 18-year-olds go on to other kinds of education and .....

**A Key**

age	education
5 - 11	100% of students go to primary school.
11 - 16	100% of students go to secondary school.
	At 16, in England, they take GCSE examinations (General Certificate of Secondary Education).
17 - 18	70% of students continue at school. At 18 they take 'A' levels (Advanced level examinations.)
18+	20% of 18-year-olds go to university.
	Another 20% of 18-year-olds go on to other kinds of education and training.

**Watch again with sound. Cross out the incorrect answer in the sentences below.**

1. Students have a break of *an hour/ half an hour* for lunch.
2. *Most/ Some* students bring sandwiches for lunch.
3. School finishes at *four/ five* o'clock.
4. Students also play *rugby/ chess*.

**A Key**

1. Students have a break of *an hour* for lunch.
2. *Some* students bring sandwiches for lunch.
3. School finishes at *four* o'clock.
4. Students also play *rugby*.

7

**Try to put the correct information in each column.**

State School	Independent (Public) School
--------------	-----------------------------

- 92% of British school.
- 8% of British school.
- Some of these are boarding schools.
- The government pays for these.
- The parents pay for these.
- Eton is one of them.

**A Key**

State School	Independent (Public) School
92% of British school.	8% of British school.

The government pays for these.	Some of these are boarding schools.
	The government pays for these.
	Eton is one of them.

8

*Fill in the table with required information about educational systems in Russia and Britain*

	Russia				Britain			
stage	primary			higher	primary (infant+junior)		high (further)	higher
age		10 - 15		17+		11 - 16		
types of school	state supported	state supported; lyceums; gymnasiums; specialized schools		colleges; universities	state supported; private tutors		state supported; independent; board schools	
results	learn to read and write; basic practical and social skills	Certificate of Base Secondary Education		Exams for Bachelor's or Master's Degrees		O-level  (General Certificate of Secondary Education)		Exams for Bachelor's or Master's Degrees

**A Key**

	Russia				Britain			
stage	primary	secondary	high	higher	primary (infant+junior)	secondary	high (further)	higher
age	7 - 10	10 - 15	15 - 17	17+	5 - 11	11 - 16	16 - 18	18+

types of school	state supported	state supported; lyceums; gymnasiums; specialized schools	state supported; lyceums; gymnasiums; specialized schools	colleges; universities	state supported; private tutors	state supported; independent; board schools	state supported; independent; board schools	colleges; universities
results	learn to read and write; basic practical and social skills	Certificate of Base Secondary Education	Certificate of General Secondary Education	Exams for Bachelor's or Master's Degrees	learn to read and write; basic practical and social skills	O-level (General Certificate of Secondary Education)	A-level (General Certificate of Advanced Education)	Exams for Bachelor's or Master's Degrees

### ПЗ№35Образование в Великобритании.

**1. Запомните слова и выражения, которые необходимо знать по данной теме:** compulsory - обязательный to involve - включать schooling - обучение в школе to be divided into - делиться на trimester - триместр quarter - четверть respectively - соответственно to vary - варьироваться to consist of - состоять из elementary education - начальное образование secondary education - среднее образование higher education - высшее образование notion - понятие preschool education - дошкольное образование to get acquainted with — знакомиться с nursery school - детский сад to aim - быть нацеленным to acquire the experience of association - получить опыт общения grade - класс General History - всеобщая история sex and drug education - сексуальное образование и уроки, посвященные изучению социальной роли наркотиков skill - навык goal - цель curriculum - расписание, учебный план specific - конкретный, определённый Social Studies - обществознание opportunity - возможность elective subject - предметы по выбору according to - в соответствии с guidance counselor - советник по профессиональной ориентации various - разнообразный freshman - новичок sophomore - студент второго курса колледжа или ученик 10-го класса средней школы junior - студент предпоследнего курса колледжа или ученик 11-го класса средней школы senior - студент последнего класса колледжа или ученик 12-го класса средней школы majority - большинство bachelor's degree - степень бакалавра master's degree - степень магистра to be engaged in - заниматься чем-либо research work - научно-исследовательская работа

**2. Прочтите и переведите текст:**

#### EDUCATION IN BRITAIN

In England and Wales compulsory school begins at the age of five, but before that age children can go to a nursery school, also called play school. School is compulsory till the children are 16 years old.

In Primary School and First School children learn to read and write and the basis of arithmetic. In the higher classes of Primary School (or in Middle

School) children learn geography, history, religion and, in some schools, a foreign language. Then children go to the Secondary School. When students are 16 years old they may take an exam in various subjects in order to have a qualification. These qualifications can be either G.C.S.E. (General Certificate of Secondary Education) or "O level" (Ordinary level). After that students can either leave school and start working or continue their studies in the same school as before. If they continue, when they are 18, they have to take further examinations which are necessary for getting into university or college.

Some parents choose private schools for their children. They are very expensive but considered to provide a better education and good job opportunities. In England there are 47 universities, including the Open University which teaches via TV and radio, about 400 colleges and institutes of higher education. The oldest universities in England are Oxford and Cambridge. Generally, universities award two kinds of degrees: the Bachelor's degree and the Master's degree.

In England and Wales compulsory school begins at the age of five, but before that age children can go to a nursery school, also called play school. School is compulsory till the children are 16 years old.

In Primary School and First School children learn to read and write and the basis of arithmetic. In the higher classes of Primary School (or in Middle School) children learn geography, history, religion and, in some schools, a foreign language. Then children go to the Secondary School.

When students are 16 years old they may take an exam in various subjects in order to have a qualification. These qualifications can be either G.C.S.E. (General Certificate of Secondary Education) or "O level" (Ordinary level). After that students can either leave school and start working or continue their studies in the same school as before. If they continue, when they are 18, they have to take further examinations which are necessary for getting into university or college.

Some parents choose private schools for their children. They are very expensive but considered to provide a better education and good job opportunities. In England there are 47 universities, including the Open University which teaches via TV and radio, about 400 colleges and institutes of higher education. The oldest universities in England are Oxford and Cambridge. Generally, universities award two kinds of degrees: the Bachelor's degree and the Master's degree.

### **3. Ответьте на вопросы:**

10. When does compulsory school begin?
11. How long does a child stay in compulsory school?
12. What subjects do children learn in Primary School?
13. What kind of exam do students have to take when they are 16?
14. Do students have to leave school at the age of 16 or to continue their studies?
15. How do private schools differ from the regular ones?
16. How many universities are there in England?
17. What is the Open University?
18. What kinds of degrees do universities award?

### **4. Расположите следующие утверждения под соответствующим заголовком: GB, Russia:**

1. Children ages 6-7/17 attend school
2. Pupils do not wear school uniforms

3. Pupils have a lunch at school free of charge
4. School discipline is not very strict
5. Summer vacations from June to August
6. Education is divided into 4 stages
7. Children ages 5-16/18 attend school
8. Pupils have to wear school uniforms to school
9. Pupils eat a hot lunch at school
10. Pupils have exams at the ages of 7, 11, 13 and 16
11. There are state and private schools in the country
12. School discipline is very strict.

**5. Подведение итогов работы, оценивание.**

**ПЗ№36 Деловой этикет**

**Задание 1.** Прочитайте и переведите текст «**Business communication**»

To communicate with others, to convince and to find the compromise, to listen and speak - those are what the life consists of, and the business life especially. Without those important skills no success may be reached, and people gain these skills and improve them during their whole life.

This year we were given a lucky opportunity to have some sort of training.

The Communication, to my mind, is one of the subjects we apply to our life not once, and studying interpersonal skills maybe the most interesting occupation I can imagine. I think, nobody can remain indifferent to the relations between people, their behaviour and their individuality. It is no matter who are you - the manager of giant corporation or, let's say, a low-paid employee in a small office - if you are involved into some kind of business activity and have some goals and wishes - you are compelled to have a deal with others, without possibility to stand out from the communication.

Surely, some of the basic communication skills we learn in a childhood. But it is a common mistake to consider them stable and sufficient. To make a progress in communication skills means to succeed. That is why to prepare for a hard task to be managers we must estimate our present abilities, and then compare them with those necessary to achieve desired result. Even having a high opinion of your own communication level you would better seek for the plenty of self-confidence. (It is not so bad but there is always a room for improvement).

The purpose of this report is to analyse changing in my experience concerning communication skills taking into account my previous behaviour and what have I learned this semester. I am going to describe my impressions after participation and observing role-play situations, critically estimate my weak and strong points. The contents of report are divided in accordance with plan of our course in order to summarise it.

**Задание 2.** Ответьте на вопросы по тексту

1. What is business communication?
2. What skills and personal qualities do the business talks demand from a businessman?
3. Define the best way of starting the talks? и др.

**Задание 3.** Выразите своё мнение на английском языке о том, как вести переговоры. Составьте свой список рекомендаций.

### ПЗ№36 Деловой этикет

**Задание 1.** Прочитайте и переведите текст «**Business communication**»

To communicate with others, to convince and to find the compromise, to listen and speak - those are what the life consists of, and the business life especially. Without those important skills no success may be reached, and people gain these skills and improve them during their whole life.

This year we were given a lucky opportunity to have some sort of training.

The Communication, to my mind, is one of the subjects we apply to our life not once, and studying interpersonal skills maybe the most interesting occupation I can imagine. I think, nobody can remain indifferent to the relations between people, their behaviour and their individuality. It is no matter who are you - the manager of giant corporation or, let's say, a low-paid employee in a small office - if you are involved into some kind of business activity and have some goals and wishes - you are compelled to have a deal with others, without possibility to stand out from the communication.

Surely, some of the basic communication skills we learn in a childhood. But it is a common mistake to consider them stable and sufficient. To make a progress in communication skills means to succeed. That is why to prepare for a hard task to be managers we must estimate our present abilities, and then compare them with those necessary to achieve desired result. Even having a high opinion of your own communication level you would better seek for the plenty of self-confidence. (It is not so bad but there is always a room for improvement).

The purpose of this report is to analyse changing in my experience concerning communication skills taking into account my previous behaviour and what have I learned this semester. I am going to describe my impressions after participation and observing role-play situations, critically estimate my weak and strong points. The contents of report are divided in accordance with plan of our course in order to summarise it.

**Задание 2.** Ответьте на вопросы по тексту

1. What is business communication?
2. What skills and personal qualities do the business talks demand from a businessman?
3. Define the best way of starting the talks? и др.

**Задание 3.** Выразите своё мнение на английском языке о том, как вести переговоры. Составьте свой список рекомендаций.

### **ПЗ№38 Составление рабочего графика**

#### **1. Ознакомиться с фразами, как говорить о расписании на английском и составить предложения с данными словами**

Schedule — график или расписание. Речь может идти как о распорядке дня, так и о расписании в школе и университете, расписание автобусов и так далее.

Timeline — распорядок дня по часам. Например, во сколько встать, во сколько приезжать на работу, когда ложиться спать.

Daily routine — ежедневная рутина или то, что составляет ваш обычный будний день.

Plan — план (на день)

Productive — продуктивный, полезный, эффективный (день).

Wake-up time — время, когда вы просыпаетесь. То, на который час у вас стоит будильник.

Workday — рабочий день. Как правило, восьмичасовой (eight-hour workday).

Workweek — рабочая неделя, обычно с понедельника по пятницу.

Full-time — полный рабочий день

Part-time — неполный рабочий день

Lunchtime — обед

Free time — свободное от работы и учебы время

#### **2. Применяя правило, как на английском будет утро, день, вечер и ночь, составьте предложения на английском.**

- Утро – morning (от рассвета до полудня)
- День – afternoon (от полудня до конца рабочего дня)
- Вечер – evening (от конца рабочего дня до темноты)
- Ночь – night (от наступления темноты до рассвета следующего дня).

Когда мы что-то делаем утром, днем или вечером, мы обычно употребляем время суток с предлогом "in":

in the morning - утром

in the afternoon - в обед

in the evening - вечером

Однако если речь идет про темное время суток - употребляем "at":

at night - ночью.

Что касается дней недели, то они используются с предлогом "on":

On Mondays - по понедельникам

On Tuesdays - по вторникам

On Fridays - по пятницам

Но at the weekend - по выходным.

### 3.Опишите свой рабочий / будний день

#### ПЗ№39 Профессия будущего

#### warm-up - обсуждения цитаты:

*“Choose a job you love, and you will never have to work a day in your life.”*

*Chinese philosopher Confucius*

#### 1.Ответьте вопросы на английском:

1. Do you agree with this quote? Why?
2. Is it hard to choose a job for a teenager? Why?
3. What was your dream job in the childhood?

## 2. Rank industries according to their future popularity:

Healthcare

Management

Media and Entertainment

Biotechnology

Aviation

Space

## 3. Подберите к словам их точные определения.

an industry	a type of business
soft-skills	to no longer exist
to appear	a combination of people skills, i.e. social skills, communication skills), etc.
to develop	to grow into a better form
to disappear	the physical or mental power or skill
an ability	to start to exist or become available

## 4. Разделите слова по категориям

## Group the words and phrases

Healthcare   Management   Media and Entertainment  
Biotechnology   Aviation   Space   an online doctor   a city farmer  
an interpreter   a trend watcher   a virtual world designer  
a space travel manager   System thinking   Multilingual abilities  
Project management   Client focus   Artistic skills

Industries

Jobs

Skills

### 5. Ответьте на вопросы письменно на английском

- What criteria are important to me when choosing a job?
- What forms and types of activities are my priority?
- What do I want and what can I do?
- What format do I want to work in?
- What do representatives of the profession that interests me do?
- What are the disadvantages of this profession?
- Can I try to work now?
- Is there an actual chosen specialty in my city?
- What knowledge, skills and abilities are important for this profession?
- Which university to choose?
- What exams do you need to take? And how to increase the chances of admission?
- Will the profession be relevant by the time I graduate from the university?

**1. Выучить стихотворение**

We go, go, go

By train, by ship, by car

We always want to know what's near and what's far

Farewell, farewell everything is going well

Comfortable seats

Everybody meets

In the South, in the West

Pleasant trip and all the best.

**2. Переведите текст и сделайте краткое описание**

**Tourism industry in Russia**

Tourism is a growing branch of the economy in Russia. According to the World Tourism Organization, Russia occupies one of the leading places in the world in the field of international tourism. In 2014, about 28 million international tourists visited the country (the 9th place in the world).

The rich cultural heritage and natural diversity puts Russia on a prominent place in the world among countries with potential of tourism growth. There are more than two dozen UNESCO World Heritage sites in the country. Different regions and ethnic groups have a wide variety of traditions.

The main tourist routes in Russia include visits to Moscow and St. Petersburg, resort establishments in the Krasnodar and Stavropol regions, the Kaliningrad region, the ski resorts of the Caucasus and Siberia, the Golden Ring of Russia, cruises along the Volga, cruises on an icebreaker to the national park "Russian Arctic", trips on the Trans-Siberian Railway (the Altai Mountains, Lake Baikal), traveling to the volcanoes of Kamchatka and Primorye.



## **Tourist attractions of Russia**

Russia is the largest country in the world in terms of area. The country is located in several climatic zones, it is distinguished by a variety of relief forms. Russia has a rich history, hundreds of large and small peoples live here.

## **Natural attractions of Russia**

In Russia there are plenty of interesting and unique objects of nature. First of all, it is Baikal - the deepest freshwater lake in the world. On the shores of Lake Baikal tourist infrastructure is relatively well developed. In particular, there is an excursion train running on the historical section of the Circum-Baikal Railway.

A significant part of the territory of Russia is occupied by mountain systems, including the northern part of the highest mountain system in Europe - the Caucasus, where you can find beautiful waterfalls, canyons, unique species of animals. In Kamchatka there are world-famous volcanoes and the famous Valley of Geysers. This region is also known as the land of bears, which are one of the symbols of Russia.

Other well-known natural attractions are the Stolby Nature Reserve near Krasnoyarsk, the Weathering Pillars of Manpupuner in Komi, the Lena Pillars, the Amur Pillars, the Kungur Cave in the Northern Urals, the Curonian Spit near Kaliningrad, the Daurian Reserve, the Putorana Plateau, the Golden Mountains of Altai, the Sikhote-Alin Reserve, and a number of others. The Amur, Lena, Yenisei, Ob, and Volga rivers are also known as Russian places of interest.

One of the characteristic features of Russia is a large number of territories in the permafrost zone. In the town of Igarka in the Krasnoyarsk region there is a museum dedicated to this natural phenomenon.

Such natural phenomenon as “White Nights”, one of the symbols of St. Petersburg, should also be mentioned. Murmansk and Arkhangelsk oblasts are known for their colorful northern lights.



### **Architectural sights of Russia**

Man-made sights of Russia are extremely diverse. Nevertheless, a significant part of them is almost unknown to foreigners. The most popular among tourists are Moscow and St. Petersburg, the towns of the Golden Ring of Russia, Nizhny Novgorod, Kazan, Volgograd, Veliky Novgorod, Vologda, Pskov.

Russia is known for its traditional architecture. You can find beautiful examples of Russian architecture both in cities and in the countryside, for example, the Church of the Intercession on the Nerl, the Transfiguration Church on the island of Kizhi and the entire unique wooden complex of Kizhi, the Solovetsky archipelago.

The Moscow Kremlin and the Peterhof Palace in St. Petersburg are admirable. The historical centers of St. Petersburg, the towns of the Golden Ring, Nizhny Novgorod, Kazan, Veliky Novgorod, Yaroslavl, Tobolsk, Irkutsk are visited by a lot of tourists.

The country also has numerous old and new architectural sights of other peoples, for example, the mosque of Kul-Sharif in Kazan, Lyalya-Tulip in Ufa, the Heart of Chechnya in Grozny, the Golden Monastery of the Buddha Shakyamuni in Elista, the Ivolginsky datsan near Ulan-Ude, the Ancient Bulgar, etc.

One can especially note such unique monuments of defensive architecture as the fortresses of Derbent and Naryn-Kala in Derbent, the Novgorod Kremlin, kremlins of other cities of central Russia, Kronstadt, Vovnushki and other towers of Ingushetia, etc. Such famous work of monumental art as the monument to the Motherland on the Mamayev Hill in Volgograd is also worth mentioning.

In addition to civil and church architecture, in Russia there are a lot of interesting technical places of interest: the Ostankino TV tower, the drawbridges of St. Petersburg, the cable-stayed bridges of Vladivostok, the old mining plants of the Urals, the hydroelectric power plants (in particular, the Sayano-Shushenskaya HPP), giant quarries (for example, the diamond mine in Mirny), the world's deepest Kola borehole and others.

As in the case of natural attractions, Russia has museums that reflect all aspects of human activity, including world-famous ones, such as the State Hermitage Museum and the Russian Museum in St. Petersburg, the Pushkin Museum and the Tretyakov Gallery in Moscow.



### **Other attractions of Russia**

Cruises along such major rivers as the Volga, Lena, Yenisei are also popular among tourists. Here, especially on the Volga, connected by the channel system with Moscow and St. Petersburg, a lot of different offers are available. On smaller rivers, as well as large lakes and some sea routes, cruises are also carried out. One of the most interesting examples is a cruise on an icebreaker to the North Pole from Murmansk.

Pilgrimage tourism is gradually developing and becoming popular. The main centers of such tourism are the following well-known monasteries: Valaam, Trinity-Sergius Lavra, Nilo-Stolobenskaya Desert, Kirillo-Belozersky Monastery, Verkhoturysky Nikolayevsky Monastery, Svyato-Uspensky Sarov Desert, Belogorsky Resurrection Monastery, Raifa Monastery, Sviyazhsk monasteries and others.

Hunting and fishing in Russia is very diverse. Despite the fact that Russia is considered one of the countries with the coldest climate, its territory includes regions with a moderate sea climate (the Kaliningrad region, Taman), a semi-dry Mediterranean climate (a stretch of coast from Anapa to Tuapse), a humid subtropical climate (Sochi), a moderate monsoon climate (Primorsky Krai), where summer resorts are located.

## **Features of traveling to Russia**

### **Accommodation in Russia**

Today, all possible accommodation offers are presented in Russia: hotels of all classes, hostels, motels along the main highways, camping sites, and apartment rentals. The largest share of the hotel market is occupied by Moscow, St. Petersburg, the resorts of the Krasnodar region (primarily post-Olympic Sochi), the towns of the Golden Ring, Kazan.

There is no single booking system in Russia. In popular Internet services there are mainly hotels located on popular tourist routes. A lot of hotels, hostels and firms offering apartments for rent have websites with their own reservation system, but hotels in small non-tourist towns are characterized by a lack of sites.

### **Catering in Russia**

Catering in Russia is enough to meet the demands of tourists. The only problem that can be faced is that in small towns and villages on weekends all restaurants and cafes can be closed for special services (they hold private banquets and do not accept other clients).

In terms of cuisine, some variety is represented only in major cities (regional centers), and in the most popular tourist centers. Everywhere there are Russian and Ukrainian cuisines, which are known for their soups and salads.

The most famous dishes of Russian cuisine known abroad are pancakes, cabbage soup, pies, pelmeni, red and black caviar. It is impossible not to mention Russian vodka. Depending on the region, local national cuisine can also be presented.

### **Transport, language, money in Russia**

Today, the most developed and used transport in Russia is rail transport. Traveling by car is not very convenient, given the size of the country, insufficient safety and development of the road network. The air communication between the regions is also very limited. You can fly from Moscow to a significant number of regional centers, but that's all.

An important problem is the language barrier. The Russian language is based on Cyrillic, so reading or at least interpreting inscriptions and texts made in

Russian for most tourists is an extremely difficult task. Transliteration of signs and translation of texts is not common in Russia, but the situation is gradually changing.

In addition, very few people outside of Moscow and St. Petersburg can speak English, although almost all schools in Russia teach English. In some regions of Russia, locals speak Russian badly, actively using the language of the people living in this particular place. This is especially evident in rural areas, for example, in Bashkiria, the Caucasus republics, the northern regions of Russia, Buryatia, the national republics of Central Russia.

The currency of the Russian Federation is the Russian ruble. It is almost impossible to use other currency. The exception is passenger transport, which crosses the border, and some, very few, companies providing various tourist services and products in large tourist centers.

Currency exchange in the province is somewhat more complicated than in Moscow and St. Petersburg, but almost always it is a feasible task (especially if you need to buy rubles). This service is provided in almost all banks.

### **Tourist targeted scams in Russia**

Most visits to Russia are safe and trouble-free. That said, there are a number of things to watch out for. The first is unofficial taxis. These taxis do not have meters and you can be easily overcharged. To get around this, you can use taxi booking apps like Yandex or Gett. Other issues involve being ripped off by ballet ticket touts or fake/overpriced amber, if you have not done your research on the correct places to buy these items from. For more information, check out the website [travelscams.org](http://travelscams.org) for a list of [travel scams in Russia](#).

### **Local residents in Russia**

In general, people living in Russia are quite peaceful and friendly. In most regions of the country, a visiting person will always be helped. If there are places of interest in the area, they will try to explain how to get to them.

The situation may change in places with a large number of tourists. Also quite often locals of provincial tourist centers too clearly see the difference between their own standard of living and the level of living of visitors. This may lead to conflicts, however, these are only individual cases and not the rule.

In places where tourism is an important source of income for the local population, there are cases of imposing services, the prices for services provided to foreign tourists (excursions, tours, museums, souvenirs, food) can be several times higher than for local residents.


On the general relatively favorable background, several regions of the Russian Federation are distinguished, where the number of crimes against visitors is higher. This is primarily some of the republics of the North Caucasus and the Republic of Tuva. Finally, in any region of Russia, tourists have a risk to meet

with certain categories of people who pose a danger to them.

### ПЗ.№41 Известные путешественники разных стран

1. Определите известных путешественников.
2. Составьте краткую биографию о каждом.
3. Оформите найденную информацию в виде презентации.





**ПЗ№42 Анализ политических систем США, Великобритании и России**

**1. Прочтите и переведите текст:**

**POLITICAL SYSTEM OF GREAT BRITAIN**

Great Britain is a parliamentary monarchy. There are two heads in the country. One is the Queen, and the other is the Parliament. Almost all the power belongs to the Parliament, as the Queen is only a formal ruler of the country. In other words, Queen Elizabeth II is the head of the state but the Parliament has the supreme authority. An interesting fact is that Great Britain does not have any written constitution, but has only a set of laws made by the Parliament. Official residence of the Queen is Buckingham Palace, in London. However, she has also some other residences in Britain. The Parliament has two chambers: the House of Lords and the House of Commons. The most important and powerful one is the House of Commons, which contains of 650 members. There are also a number of important political parties in Britain, such as the Conservative Party, the Labor Party, the Liberal Party, the Social Democratic Party and others. Each political party has its leader, who takes part in elections. The one who wins becomes an MP (Member of Parliament). The party that holds the majority of seats in the Parliament usually forms the Government, with the Prime Minister at the head. The House of Lords consists of nearly 1200 peers. The head of the House of Lords is the Lord Chancellor. This House has no real power. The interesting fact about the House of Lords is that it is a hereditary chamber.


The system of political parties in the UK appeared in the 17th century. At first, there were two parties. Tory (the party that supported the King) and Whigs (who supported the Parliament). The word "Tory" means "an Irish robber". A "Whig" was a Scottish preacher who could preach moralizing sermons for several hours.

Now the main British political parties are the Conservative Party the Labor Party the Party of Liberal Democrats. Since 1945, two political parties constantly represent the British Government: Conservative (who are called "Tory" by their opponents) and Labor (called "Whigs").

In 1988, the Liberal Party made an alliance with Social Democrats and the Party of Liberal Democrats was formed.

2. Ответьте на вопросы:

1. What form of Government is there in Britain?
2. What are the organs of the British Government?
3. What elements does the British Parliament consist of?
4. What is the legislature?
5. What does the executive consist of?
6. Where does the Government derive its authority?
7. How often must a general election be held?
8. Who becomes leader of the Opposition



. This Palace is the London home of the Queen.

2. There is the London Zoo in this park.

3. It is one of the famous clocks in the world.

4. It is a Royal Church.

5. It was a fortress, a Royal palace, and it is a museum now.

6. This garden is a tourist shopping centre.

7. The widest river in Great Britain.

8. The modern centre of London.

9. The longest river in Great Britain.

**4. Выполните тест:**

1. Put the countries in the order according to their territory, from the smallest to the biggest. a) Scotland b) Wales

2. Match the country and its capital.

1) England

2) Scotland

3) Wales

4) Northern Ireland

3. Match the country and its symbol.

1) England

2) Scotland

3) Wales

4) Northern Ireland

4. Which country has the biggest population?

a) England b) Wales

5. Where is the home of the British queen?

a) The Tower of London

b) Westminster Abbey

c) England

d) Northern Ireland

a) Cardiff b) Edinburgh

c) London

d) Belfast

a) a shamrock b) a daffodil c) a rose

d) a thistle

c) Northern Ireland

d) Scotland

c) Buckingham Palace

5. **Подведение итогов работы, оценивание.**

### ПЗ№43 Неофициальное и официальное образование Великобритании и России

#### Education in Britain

1. Выучить лексические единицы по теме:

1. **stage** — ступень

2. **grammar school** — гимназия

3. **national exam** — государственный экзамен

4. **General Certificate of Secondary Education** — Аттестат об общем среднем образовании

5. **6th form** — шестой класс (соответствует 10-11 классу в российской системе образования)

6. **further education** — дальнейшее образование

7. **accept** — принимать

8. **graduate from** — заканчивать

9. **private school** — частная школа

10. **provide education** — предоставлять образование

11. **boarding school** — школа с проживанием

12. **Oxford and Cambridge** — старейшие британские университеты

13. **public school** — английская частная школа для аристократии

14. **Eton** — известная частная элитная школа

15. **assessment** — оценивание

2 Прочитайте и переведите текст, составьте 5 типов вопросительных предложений по данному тексту.

Education in Britain is **compulsory** from 5 till 16. The first **stage** is primary school (5-11). Children start primary school at 5 and continue until they are 11. In primary schools pupils are taught the so-called three “R”: reading, writing and arithmetic.

The second **stage** is secondary school, which children start at 11. Secondary schools are called **comprehensive**, they are free and take children of all **abilities**, without **entrance exams**. There are also **grammar schools** which take children who pass the 11 plus exams. At 16 pupils take a **national exam** called GCSE (**General Certificate of Secondary Education** or “O” level (Ordinary) and they can leave school if they wish and start working. This is the end of **compulsory education**. Some 16-year-olds continue their studies in the **6th form** ( at school or at a sixth-form college). The 6th form prepares pupils for a national exam called “A” level (advanced) at the age of 18. You need “A” level to enter a university. If you don’t enter a university you can go to college of further education to study more practical things such as hairdressing, typing, cooking etc.

The third **stage** is **further education** at university or college. Universities and colleges of **higher education accept** students with “A” levels. Most students **graduate** at 21 or 22 and are given their degree. Generally universities award two kinds of degree: **the Bachelor’s degree** and **the Master’s degree**. Altogether in Britain there are about 100 universities. The oldest and the most famous of them are **Oxford and Cambridge**.

In Britain there are also private schools. They are expensive but considered to provide a better education and good job opportunities. Private schools are boarding schools, where the children actually live in the school.

The most famous private schools are called “public” schools and they have a long history and traditions. Children from wealthy and aristocratic families often go to the same public schools as their parents and grand parents. The best known of these schools is Eton.

Some more facts about education in Britain:

The academic year in Britain usually begins in September runs to early July; it has three terms, divided by the Christmas and Easter holidays. In addition all schools have a “half-term” holiday lasting for a few days or a week, in the middle of each term.

Compulsory education is free.

In Britain education is compulsory, but schooling is not. It means that parents have right to educate their children at home if they wish. But the authorities have no right to enter people’s homes or make routine checks on children’s progress. The responsibility rests on the parents.

Children learn in different ways and at different times and speed and that is the main reason that some parents choose home education for their children.

Some other reasons are:

distance from school — расстояние от школы

religious beliefs — религиозные убеждения

dissatisfaction with the system — неудовлетворенность системой

bullying — запугивание

child’s unwillingness or inability to go to school — нежелание или неспособность учиться

special educational needs — особые образовательные потребности

So, there are three stages of education in Britain:

the first stage is primary education (5-11). There are infant schools (5-7) and junior school (7-11). In primary schools pupils are taught the so-called three “R”: reading, writing and arithmetic.

the second stage is secondary education (11- 18) Two last years (6th form) may be spent in a separate sixth-form college, which concentrates on career training.

the third stage is further education at university or college.

2. There is the National Curriculum (государственный учебный план), which was introduced in Britain in 1988. It tells pupils what subjects they have to study, what they must learn and when they have to take assessment tests.

3. There are three types of state secondary schools in Britain:

- 1) grammar schools (for the most intelligent children)
- 2) modern schools (for less intelligent children)
- 3) comprehensive schools ( for children of all abilities, without entrance exams)

Grammar schools lead towards higher education, the others give general education to prepare students for employment.

ПЗ№44 Английский счет

1. Запишите математические символы и переведите на русский

**HOW DO THEY SAY IT?**

SYMBOL	INTERPRETATION	EXAMPLE
=	equals, is, comes to	$3/4 = 0.75$ Three-fourths equals point seven five.
+	plus, add	$a + b = c$ A plus B equals C.
-	minus, less, subtract	$a - b = c$ A minus B is C.
X	times, multiplied by	$a \times b = c$ A times B comes to C.
÷, /	over, divided by	$a \div b = c$ A divided by B equals C. $a / b = c$ A over B is C.
4,400	Four thousand four hundred or forty four hundred	It is about forty four hundred miles from Los Angeles to New York City.

2. Ответьте на вопросы:

1 What are some basic math operations?

2 What are some ways to express the results of mathematical operations?

3. Верны ли следующие утверждения

1 If a number is “times” another, it indicates a division operation. TrueFalse

2 One thousand nine hundred is equal to nineteen hundred. TrueFalse

3 “Minus” has the same meaning as “subtract”.

**4. Соотнесите понятие с определением**

1. plus
2. divided by
3. minus
4. equals
5. hundred

**A** used to indicate addition

**B** used to combine two numbers to abbreviate numbers in the thousands

**C** used to indicate division

**D** used to give the result of a mathematical operation

**E** used to indicate subtraction

**4. Дополните диалог**

**USE LANGUAGE SUCH AS:**

*We need to ...*

*What's the ... of ...?*

*The volume of the shipment is ...*

**Student A:** You are a logistician. Talk to Student B about:

- calculating the volume of the shipment
- the measurements of the shipment
- conversion of the measurement

**Student B:** You are a logistician. Talk to Student A about the shipment.

**I'm supposed to let the client know the shipment's volume.**

**The length is 315 inches and the width is 74 inches.**

**Do you want the measurements given in inches?**

**So, 120 times 23,310 comes out to 2,787,200.**

**A:** \_\_\_\_\_

**B:** Okay. What's the width and length of the shipping container?

**A:** \_\_\_\_\_

**B:** Yeah. Inches is what I need.

**A:** \_\_\_\_\_

**B:** Okay, so that is 23,310. Now I need the depth of the container.

**A:** It's 120 inches. \_\_\_\_\_

**B:** Now if we convert that to cubic feet, we get 1613 cubic feet.

**5. Подведение итогов работы, оценивание.**

**ПЗ№45 Правила написания порядковых числительных**

Выберите из списка порядковые числительные и переведите их.

1.one hundred; 2.fourteen; 3.thirteenth; 4.two 5.ninth; 6.twenty-three; 7.thirty; 8.hundredth; 9.thirty-fifth; 10.seventeenth; 11.forty; 12.twentieth; 13.one million; 14.thousand and hundredth; 15.sixth; 16.ninety; 17.forty-five; 18.third; 19.three; 20.eleven

1. Напишите словами количественные числительные и образуйте от них порядковые числительные.

3, 4, 5, 11, 21, 28, 30

2. Подберите к указанным порядковым числительным подходящую пару.

Н-р: the 56<sup>th</sup> – the fifty-sixth (пятьдесят-шестой)

- |                          |                               |
|--------------------------|-------------------------------|
| 1. the 30 <sup>th</sup>  | the forty-ninth               |
| 2. the 2 <sup>nd</sup>   | the sixty-eighth              |
| 3. the 17 <sup>th</sup>  | the thirtieth                 |
| 4. the 81 <sup>st</sup>  | the fifth                     |
| 5. the 5 <sup>th</sup>   | the second                    |
| 6. the 23 <sup>rd</sup>  | the eighty-first              |
| 7. the 49 <sup>th</sup>  | the seventy-fourth            |
| 8. the 116 <sup>th</sup> | the twenty-third              |
| 9. the 74 <sup>th</sup>  | the seventeenth               |
| 10. the 68 <sup>th</sup> | the one hundred and sixteenth |

3. Напишите порядковые числительные словами.

Н-р: the 34<sup>th</sup> - the thirty-fourth (тридцать-четвертый)

- |                         |                         |
|-------------------------|-------------------------|
| 1. the 12 <sup>th</sup> | 6. The 60 <sup>th</sup> |
| 2. the 91 <sup>st</sup> | 7. The 37 <sup>th</sup> |

3. the 15<sup>th</sup>
4. the 22<sup>nd</sup>
5. the 73<sup>rd</sup>

8. The 46<sup>th</sup>
9. The 58<sup>th</sup>
10. The 89<sup>th</sup>

### ПЗ№46 Правила написания процентов, дробных выражений

#### 1. Прочтите и переведите текст

Numbers appear in multiple forms. Some quantities are expressed in **fractions**.

Example: 3 **out of** every 4 software engineers in a region have bachelor's degrees. Therefore,  $\frac{3}{4}$  of software engineers have degrees.

The same number can be a **percentage**.

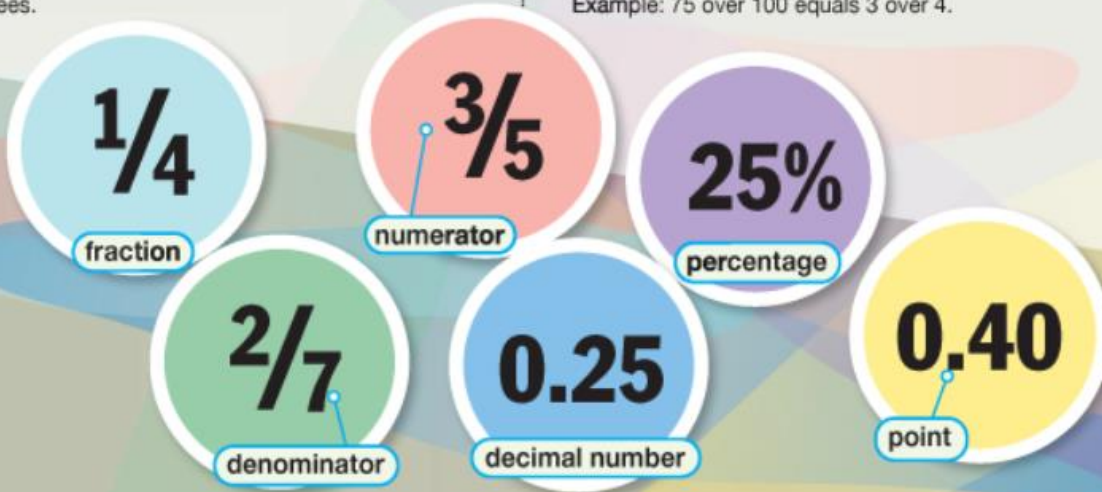
Example: 75 **percent** of software engineers have degrees.

Percentages sometimes appear as **decimal numbers**. In this case, the percentage comes after a zero and a **point**.

Example: The rate of software engineers with degrees is 0.75.

It is easy to **convert** a percentage to a fraction. Simply use the percentage as a **numerator** and 100 as the **denominator**. Then, **reduce** the fraction to its lowest form.

Example: 75 over 100 equals 3 over 4.



The infographic consists of six colored circles, each containing a mathematical expression and a label below it. The circles are: a light blue circle with  $\frac{1}{4}$  and the label 'fraction'; a red circle with  $\frac{3}{5}$  and the label 'numerator'; a purple circle with '25%' and the label 'percentage'; a green circle with  $\frac{2}{7}$  and the label 'denominator'; a blue circle with '0.25' and the label 'decimal number'; and a yellow circle with '0.40' and the label 'point'.

#### 2. Ответьте на вопросы

1. What are some different ways to express parts of a whole?
2. How can someone convert a percentage into a fraction?
3. **Соотнесите понятия с определением**
4. point

5. out of
6. denominator
7. reduce
8. numerator
9. percentage

**A** the number above the line on a fraction

**B** the number below the line on a fraction

**C** describing the ratio between actual and potential quantities

**D** a quantity measured in terms of 100 units

**E** a dot that separates whole and partial numbers

**F** to change a fraction into a form containing the lowest possible numbers

**10. Дополните диалог.**

**USE LANGUAGE SUCH AS:**

*We're working on ...*

*What about the ... ?*

*So you want us to ...*

**Student A:** You are an engineer. Talk to Student B about:

- your progress on a project
- how much work remains on the project
- his or her instructions

**Student B:** You are a manager. Talk to Student A about his or her progress on a project.

**You wanted to see me?**

**So you want us to spend one hundred percent of our time on it?**

**We're working on it.**

**It could take a while.**

**A:** \_\_\_\_\_

**B:** Yes. Our clients are asking about the new program release.

**A:** \_\_\_\_\_ We already updated six out of eight components.

**B:** That's three-fourths done. What about the other two?

**A:** We're developing a whole new system display. \_\_\_\_\_

**B:** I want you to focus on that. We'll release the program as soon as that's done.

**A:** \_\_\_\_\_

**B:** Yes. The other component can wait until a software update.

**5.Подведение итогов работы, оценивание.**

### **ПЗ№47 Условные знаки математических действий**

Выучить математические действия и знаки на английском языке

1.

math (mathematics)	математика
do the math	считать (матем. действия)
problem (sum)	арифметическая задача
to solve	решать
answer	ответ
digit	цифра
number	число
odd number	нечетное число
even number	четное число
to add	прибавлять
to subtract	вычитать
to multiply by	умножать на
to divide by	делить на
to be equal to	равняться
plus	плюс
minus	минус
times	умножить
divided by	разделить

$+$ plus	$=$ is equal to	$\Leftrightarrow$ is equivalent to
$-$ minus	$\neq$ is not equal to	$\Rightarrow$ implies
$\times$ multiplied by	$\sim$ is similar to	$\theta$ theta
$\div$ divided by	$\cong$ is congruent to	$\emptyset$ empty set
$\pm$ plus or minus	$\infty$ infinity	$\Delta$ triangle or delta
$>$ is greater than	$>=$ is greater than or equals	$\forall$ for all
$<$ is less than	$<=$ is less than or equals	$\pi$ pi; 3.14159

$\int$ integral	$!$ factorial	$\perp$ perpendicular
$\cap$ intersection of two sets	$\therefore$ therefore	$\exists$ exists
$\cup$ union of two sets	$\sqrt{\quad}$ Square root of	$\%$ percent

$\overleftrightarrow{AB}$ line AB	$\angle$ right angle	$\{ \}$ braces (grouping)
$\overline{AB}$ segment AB	$\sphericalangle$ angle	$[ ]$ brackets
$\overrightarrow{AB}$ ray AB	$\Sigma$ sum of	$( )$ parentheses (grouping)

equals to	равно		
common fractions	простые дроби		
numerator	числитель		
denominator	знаменатель		
mixed number	смешанное число (дробь)		
half	половина		
quarter	четверть		
decimals (decimal fractions)	десятичные дроби		
point	точка (в дес. дробях)		
percent	процент		
to the power of five	в пятой степени		
two squared	два в квадрате		
two cubed	два в кубе		
square root	квадратный корень		
round brackets	круглые скобки		
brackets	квадратные скобки		
to round up the numbers	округлять числа		

2. Запишите примеры на английском языке

1. Найти сумму или разность:

1) а)  $\frac{1}{4} + \frac{3}{8}$ ;      б)  $\frac{5}{8} - \frac{1}{16}$ ;      в)  $3\frac{3}{4} + 6\frac{5}{12}$ ;  
2) а)  $\frac{2}{17} - \frac{1}{15}$ ;      б)  $\frac{7}{23} + \frac{2}{5}$ ;      в)  $3\frac{3}{11} - 1\frac{2}{7}$ ;  
3) а)  $\frac{3}{44} - \frac{31}{41}$ ;      б)  $2\frac{1}{20} - 5\frac{7}{80}$ ;      в)  $5\frac{1}{8} - 11\frac{3}{16}$ .

2. Найти значение выражения:

1) а)  $8 + 4,61 + 7 + 16,29$ ;      б)  $53,7 + 9,43 + 6,89 + 0,08$ ;  
2) а)  $7,52 - (2,38 + 4,641)$ ;      б)  $(7,36 + 5,62) - 0,002$ .

ПЗ№ 48 Правила написания дат в деловых документах

1. Напишите конспект.

**Написание и чтение дат в британском английском**

Главное отличие британского и американского вариантов – это порядок слов при написании или прочтении дат. В британском английском формула написания дат следующая:

(День недели) + число + месяц + год

Например:

- *Monday, 16 May.*
- *Monday, 16 May 2016.*

- *Monday, 16<sup>th</sup> May 2016.*
- *Monday, the 16<sup>th</sup> of May, 2016.*

Часто в неформальной переписке можно встретить сокращение названий месяцев: *16 December 2016 – 16 Dec 2016.*

Написание даты может варьироваться в зависимости от формата письма или стиля. *The* и *of* не обязательно употреблять, но, если вы уже решили использовать этот вариант, обязательно надо писать полную форму. Такие варианты, как *the 16<sup>th</sup> May, 2016* или *16<sup>th</sup> of May, 2016* будут считаться ошибками. Что касается запятых, их использование не обязательно, но в моей практике общения с англичанами я заметила, что они обычно ставят запятые.

Когда мы читаем дату, обязательно нужно произносить полную форму с использованием *the* и *of*. Например, *Monday, 16 May 2016* читается так: *Monday, the sixteenth of May, two thousand sixteen.*

#### **Написание и чтение дат в американском английском**

В американском английском число стоит после месяца. Запятая ставится после числа, чтобы отделить его от года. Формула американского варианта написания дат следующая:

(День недели) + месяц + число + год

- *Monday, May 16.*
- *Monday, May 16, 2016.*

Как вы заметили, *the* и *of* не употребляются при написании в американском варианте, поэтому *16<sup>th</sup> of May* или *May the 16<sup>th</sup>* будут считаться ошибками. Если вы хотите прочитать американский вариант, это будет звучать следующим образом: *Monday, May 16, 2016 – Monday, May the sixteenth, two thousand sixteen.*

#### **Написание дат цифрами в британском и американском английском**

Очень часто даты предпочитают писать не словами, а цифрами, особенно это касается заполнения документов или бланков. Нужно учесть, что, в отличие от русского языка, где в дате используются точки для разделения числа, месяца и года (например, 16.05.2016), в английском языке предпочитают использовать «/» (например, 16/05/2016), хотя точки или тире тоже иногда используются. Как в британском варианте, так и в американском формула написания дат сохраняется, просто вместо месяца пишется его номер в календаре.

Британский вариант:

- 16/05/2016 или 16/05/16.
- 16.05.2016 или 16.05.16.
- 16-05-2016 или 16-05-16.

Американский вариант:

- 05/16/2016 или 05/16/16.
- 05.16.2016 или 05.16.16.
- 05-16-2016 или 05-16-16.

Как вы видите, способы написания дат в английском языке разнообразны. Выбор подходящего варианта зависит от стиля и формата документа,

а также от того, сколько у вас есть свободного места для даты. В конце этой статьи я хотела бы предложить вам сравнительную таблицу написания дат в британском и американском английском.

<i>British English</i>	<i>American English</i>
<i>Monday, 16 May</i> <i>Monday, 16 May 2016</i> <i>Monday, 16<sup>th</sup> May 2016</i> <i>Monday, the 16<sup>th</sup> of May, 2016</i>	<i>Monday, May 16</i> <i>Monday, May 16, 2016</i>
16/05/2016 16.05.2016 16-05-2016	05/16/2016 05.16.2016 05-16-2016

**11. Напишите даты словами**

*Используйте британский английский в заданиях 1-5, а американский английский – в заданиях 6-10. В случае с годами, начиная с 2000, используйте вариант деления на два числа (2010 = 20+10).*

Задание 1.

15.06.2018

Задание 2.

07.12.1874

Задание 3.

01.01.1700

Задание 4.

30.11.1389

Задание 5.  
05.12.1657

Задание 6.  
18.04.2016

Задание 7.  
08.11.2010

Задание 8.  
25.02.1006

Задание 9.  
02.03.1600

Задание 10.  
03.07.1106

**3. Найдите и исправьте одну ошибку в каждом предложении**

1. I was born on the 18<sup>th</sup> May, 1958.
2. The deadline is on the thirteen of December.
3. I will arrive on the oneth of February.
4. I came home on the twelvth of March.
5. The battle took place on the second of March, one thousand two hundred twelve.
6. New Year is celebrated on the 116hirtieth first of December.
7. The deadline for the exam is Friday, the third of May.
8. Mary is arriving on Thursday, the tventieth of January.
9. Tom graduated in twenty onh six.
10. She is going to be back on fifth of July.

**4. Подведение итогов работы, оценивание.**

**1. Выберите правильный вариант**

- 1) To calculate the area of ... you should multiply its length by its width.  
a) oblong b) circle c) triangle
- 2) An oblong is a ... shape.  
a) round b) spherical c) flat
- 3) The ... of the circle is 24 mm.  
a) area b) diameter c) length
- 4) A ... has three angles.  
a) square b) circle c) triangular
- 5) Volume is measured in ... metres.  
a) square b) round c) cubic
- 6) A ... has four equal sides.  
a) square b) circle c) oblong

**2. Вставьте подходящие по смыслу слова**

- 1) The area of Russia is about 117 million ... kilometers.
- 2) The Egyptian ... are one of the Seven Wonders of the World.
- 3) The plane disappeared mysteriously in the Bermuda ....
- 4) Our planet is not a perfect ....
- 5) It took centuries to prove that the Earth is ..., not flat.
- 6) She has a nice ... face.
- 7) The volume of the tank is 1 ... metre.
- 8) He took photographs of the statue from several different ....

**3. Сопоставьте слова с определениями.**

1. circular	1. a flat shape with four equal sides and four right angles
2. cube	2. a structure with a square base and with sloping sides that meet at a point at the top
3. oval	3. shaped like a 0
4. pyramid	4. shaped like a circle; round
5. sphere	5. something that has six equal square sides
6. square	6. the shape of a ball

**4. Переведите словосочетания на английский язык, используя слова в рамке.**

прямой угол, острый угол, тупой угол, фигура на плоскости, объем шара, площадь круга, равные стороны

## ПЗ№50 Правила перевода основных физических явлений

### 1. Прочтите и переведите текст

#### What are physical phenomena?

Physical phenomena or physical changes are called changes in the state of the matter that are produced without altering its chemical composition, since they do not involve any type of chemical reactions. In the latter, they are distinguished, precisely, from chemical phenomena. They are mostly reversible. Physical phenomena involve the set of forces that ordinarily affect the matter, as well as his change of State of aggregation: liquid, solid, gaseous or plasma. They may also have to do with mixture of substances, as long as they are heterogeneous mixtures, in which solvent and solute they do not present any type of permanent molecular bond.

#### Characteristics of physical phenomena

Physical phenomena, in principle, are observable with the naked eye, since the state of matter tends to change macroscopically. This is even more true for reversible physical changes.

However, in this type of phenomena the amount of matter is not altered, that is, the change does not imply a deep transformation of it, nor the creation or destruction of it, but simply the transition from one state to another, or from one structure to another.

#### Types of physical phenomena

Only the surface particles of magnetized metals are rearranged.

Physical phenomena can be different, depending on their origin, usually in some of the physical forces of the universe. In this way, we can talk about:

- Movement. It occurs when a body changes its position of rest and moves from one point to another, or when it alters its trajectory and acquires a new one. All this as the effect of some kind of force on him, be it the gravity, the impact of some other body, etc. It is what happens when things fall to the ground, for example.
- Heat. It has to do with the level of Energy present in a body, that is, the speed and intensity with which its particles they agitate. Objects with higher internal energy will present temperatures higher, and those with lower energy, lower temperature. By adding heat to a body, it is possible to induce a change of state of aggregation, as when we boil Water and we turn it into gas, or when we freeze water and make it solid.
- Light. Electromagnetic radiation from energy sources such as Sun, affects the matter generating various phenomena. For example, him color of things is the result of light hitting objects and reflecting a single color among all those that make up the spectrum.
- Magnetism. Some metals (especially those linked to iron) have the ability to attract or repel other metals, due to their electronic configuration. These types of reactions do not alter the repelled or attracted metal, they simply reorganize the most superficial particles of its atoms.
- Electricity. Electricity and magnetism are closely related, since they come from the properties of electrons in the atoms of matter. But electricity, unlike magnetism, can be transmitted through certain materials known as drivers. Electricity is nothing more than the difference in electric potential between one point and another of matter, which generates a displacement electronic capable of being converted into other forms of energy: heat, light, movement, etc. A simple example of this is lightning: violent compensations of electric potential between the atmosphere and the I usually.

- **Sound.** The rhythmic vibration of certain bodies is capable of generating waves sounds that are transmitted in the air or water, thus generating sounds perceptible by the human or animal ear. The properties of sound depend on the vibrating matter and the medium of propagation of the waves. This is what happens when church bells are tolled.

### Examples of physical phenomena

Some simple examples of physical phenomena are the changes of water states. In its natural state and at ordinary atmospheric pressure, water is liquid and transparent, just as it is when we drink it. If we add heat, heating it in a container, once it reaches 100 ° C the water will evaporate, converted into a gas (steam).

If, on the contrary, we remove heat by putting it in a freezer, once it reaches 0 ° C the water will begin to crystallize and eventually become solid (ice). All of these processes are reversible through the reverse mechanism: adding or removing heat.

### Physical phenomena and chemical phenomena

Chemical phenomena such as oxidation produce new substances.

As we said initially, the difference between physical phenomena and chemical phenomena has to do with the type of change caused in matter. In the first case, it is a change of structure, state, in which the substance remains chemically the same. For example, frozen water is still made up of hydrogen and oxygen.

Instead, chemical phenomena reorganize the molecular nature of matter, building and destroying atomic bonds and creating new substances. This is due to the fact that a chemical reaction occurs, generally irreversible, in which substances totally different from the initial ones are obtained.

For example, metals that react with oxygen are they oxidize, losing some of its properties, without being able to recover the oxygen, nor the transformed metal.

### 2. Составьте 10 вопросов по тексту.

### 3. Соотнесите слово и перевод.

Liquid	жидкость	To breathe	дышать	
Humanity	человечество	To survive	выжить	To
prevent	защищать	To disappear	исчезать	Water
vapour	водяной пар	Water cycle	гидравлические превращения	
Sublimation	превращение льда в пар	Solid substance	твёрдое вещество	
Weatherconditions	погодные условия	Breathing out	выдыхание	

### 4. Подведение итогов работы, оценивание.

### ПЗ№51 Признаки геометрических фигур

1. Измерьте данные объекты и расскажите о их параметрах.

a) door of the class d) window of the class g) book

- b) ruler e) classroom h) the teacher's table  
c) blackboard f) bookcase

2 *Определите какие фигуры в описании ниже и составьте кроссворд*

**ACROSS**







- 1 A four-sided polygon with two pairs of parallel sides.  
4 An eight-sided polygon.  
5 A quadrilateral with four equal sides and four right angles.  
7 A six-sided polygon.  
8 A three-sided polygon. The sum of the angles equals 180 degrees.  
9 A four-sided polygon with one pair of parallel sides.





**DOWN**

- 1 A five-sided polygon.  
2 A four-sided polygon having all four sides of equal length.  
3 A quadrilateral with four right angles and two sets of parallel opposite sides that are equal.  
6 A collection of points in a plane that are the same distance from a center point.

*(ответы Circle, hexagon, octagon, parallelogram, pentagon, rectangle, rhombus, square, trapezoid, triangle.)*

**1. Соотнесите фото, имя и заслуги великих физиков**

	<p>Ettore Majorana</p>	<p>An Italian theoretical physicist who worked in the theory of neutrinos. He proposed, according to E. Fermi, a proton-neutron model of the atomic nucleus, and studied the exchange nuclear forces. Professor at the University of Naples (1937).</p>
	<p>John Dalton</p>	<p>An English physical chemist. He discovered the law of uniform expansion of gases when heated, the law of multiple ratios, the phenomenon of polymerization (on the example of ethylene and butylene). Creator of the atomic theory of the structure of matter.</p>
	<p>Michael Faraday</p>	<p>An English physicist and chemist. He made so many scientific discoveries in his lifetime that they would be enough for a dozen scientists to immortalize their name.</p>
	<p>Marie Curie-Sklodowska</p>	<p>A Polish-born physicist and chemist. Together with her husband, she discovered the elements radium and polonium. Worked on radioactivity issues.</p>
	<p>Robert Boyle</p>	<p>An English physicist, chemist and theologian. Together with R. Townley, he established the dependence of the volume of the same mass of air on pressure at a constant temperature.</p>
	<p>Alexander Stoletov</p>	<p>A Russian physicist, found that the magnitude of the saturation photocurrent is proportional to the light flux incident on the cathode. I came very close to establishing the laws of electric discharges in gases</p>

	<b>Albert Einstein</b>	A German physicist, creator of the general theory of relativity. He assumed that all bodies do not attract each other, as was believed since Newton's time, but bend the surrounding space and time
	<b>Max Planck</b>	A German physicist, creator of quantum theory, which made a real revolution in physics. Classical physics, as opposed to modern physics, now means "physics up to Planck"
	<b>Paul Dirac</b>	An English physicist, discovered the statistical distribution of energy in a system of electrons. He was awarded the Nobel Prize in Physics "for the discovery of new productive forms of atomic theory"
	<b>Ernest Rutherford</b>	An English physicist, unraveled the nature of induced radioactivity, discovered the emanation of thorium, radioactive decay and its law. Rutherford is often rightly called one of the titans of physics of the twentieth century

**2. Соотнесите словосочетания с переводом**

- |                                |                              |
|--------------------------------|------------------------------|
| 1. directly proportional       | a. оставаться в покое        |
| 2. acceleration                | b. равнодействующая сил      |
| 3. resultant of forces         | c. по величине               |
| 4. uniform motion              | d. равномерное движение      |
| 5. in magnitude                | e. обратно пропорциональна   |
| 6. inversely proportional      | f. внешняя сила              |
| 7. outer force                 | g. система отсчета           |
| 8. to remain at rest           | h. относительно чего-то      |
| 9. frame of reference          | i. прямо пропорциональна     |
| 10. to move in a straight line | j. ускорение                 |
| 11. relative to smth           | k. двигаться по прямой линии |

### 3. Дополните предложения

1. When an object moves with ..., it speeds up or slows down.
2. According to the 2-nd law of motion, the acceleration of a body is ... to the resultant of forces, acting on the object, and ... to its mass.
3. If an object doesn't change its velocity, it performs ... .
4. When the law of inertia holds true only to inertial ... .
5. The sum of forces acting on the object is called ... .
6. When an object doesn't move, we say that it ... .. .
7. If an object moves with acceleration, it means that an ... .. acts on it.

### 4. Подведение итогов работы, оценивание.

## ПЗ №53 Содержание делового письма

### МЕТОДИЧЕСКИЕ РЕКОМЕНДАЦИИ ОФОРМЛЕНИЯ ОФИЦИАЛЬНЫХ ПИСЕМ

#### Официальные письма

1. Заглавие. Оно отличается от личного письма одной важной деталью. Имя и адрес лица, которому вы пишете, должны помещаться ниже вашего собственного адреса, но напротив левого поля страницы. Это так называемый “внутренний адрес”, и он должен быть точно таким, как и тот, который будет стоять на конверте. Если вы пишете мужчине, то его имя должно выглядеть так: “Mr. E. Jones” или “E. Jones, Esq (эсквайр)”. Эта последняя форма обращения общеупотребительна, и ей обычно отдается предпочтение. Если вы пишете дамам. То используется обычно титулование, то есть “Mrs. ‘J. Robinson” или “Miss J. Robinson”

Очень часто вы не знаете имени человека, который будет читать ваше письмо. В этом случае вы можете адресовать письмо непосредственно заинтересованной компании, то есть: “Jones. Brown and Co., Ltd. (Co и Ltd обычные сокращения для “Company” и Limited”. Если вы пишете определенному лицу, компании или организации и не знаете его или имя, ваше письмо может быть адресовано “The Manager”, “The Director”, “The principal”, “The Headmaster”, “The secretary” и т.д., как того требуют обстоятельства. В деловых письмах блочный стиль становится все более общепринятым и должен быть более предпочтительным.

2. Приветствие. Если лицо, которому вы пишете, вам известно, вы можете начать “Dear Mrs”, “Dear Mr\_” и т.д. Во всех остальных случаях вы должны начинать “Dear Sir”, ”Dear Sirs” или “Dear Madam”, “Gentlemen” или “Sirs”.

3. Остов. Деловое письмо обычно имеет 4 главных части:

*Ссылка*

*Информация*

*Цель*

*Заключение.* Заполнение анкеты (требования, рекомендации, образец)

#### 1. Напишите деловое письмо, используя методические рекомендации

Требования к заполнению анкеты.

№	Что требуется в анкете	Рекомендации	Примеры
1	Полное имя	Пишется сначала имя, потом фамилия. Отчество	Tamara ( Aleksandrovna)
	Full name	можно не указывать, если оно не выделено в специальную графу.	Kovalenko
2	Домашний адрес Home address	1. В принятом в Великобритании порядке: номер квартиры, корпуса, дома, улица, город,( почтовый индекс факультативно), страна. 2. Слова Flat, Block, Street, Avenue, Ulitsa, Prospekt пишутся с заглавной буквы. 3. Можно использовать общепринятые сокращения, которые следует писать с заглавной буквы.	Flat 29 Block 1 7 Sofiiskaya Street St Petersburg 19703 Russian  Fl, Art, St, Ave, Ul, Pr
3	Дата Data	1. Может быть написана словами или цифрами 2. Названия месяцев пишутся с заглавной буквой 3. В зависимости от задания (адресата) может использоваться британский вариант: дата/месяц/год или американский вариант: месяц/дата/год	British: 4January 1999, 4Jan1999, 4thJan 1999, 4/1/1999, 04/01/2001 04/01/1999, 04-01- 1999,04.01.1999, 4.1.2001 American: January4,1999; Jan 4, 1999; Jan 4 <sup>th</sup> 1999; 1/4/1999; 01/04/1999; 01-04- 1999;04.01.1999
4	Школа School	1. Слова «School ( Gymnasia)» используются факультативно, пишутся с заглавной буквы 2. Знак «номер» может быть британским или американским в зависимости от задания 3. Не рекомендуется использовать слово «Gymnasium», которое означает «	(School)#102 Gymnasia No 102 # 102; No 102

		спортивный зал».		
5	Школьные предметы School subjects	1. Названия языков всегда пишутся с заглавной буквы 2. Название отдельных предметов можно писать как с заглавной, так и с маленькой буквы	French, English  History, history	
6	Гражданство Nationality	Английское слово «Nationality» соответствует русскому слову «гражданство» и не предполагает указания этнической принадлежности учащихся	Russian Russia Russian Federation	
7	Религия Religion	Названия религии пишется с заглавной буквы	Orthodox/Catholic/Muslim/Protestant/ None/-	
8	Место рождения Place of birth		St Petersburg, Russia:  UtkinoVillage, Yaroslavl Region, Russia	
9	Пол Sex	1. Географические названия пишутся с заглавной буквы Возможна разная степень детализация, но соблюдается общий принцип в порядке написана от меньшего к большему: город, страна, деревня, область, страна	Male/Female; M/F; m/f	
10	Интересы и увлечения	При ответе используются существительные или герундий	History, cooking, travelling	
<b>2. Заполните анкету</b>				
<b>ПЗ№54 Стили деловых писем</b>				

## 1. Написать письма, используя образцы

Образцы деловых писем Письмо-запрос.

Тема: Письмо в отель за границей с заказом номера для кратковременной остановки запросом о стоимости.

104 Avenue des

Aples,  
Zurich  
Switzerland.

18th May 19- The Manager,  
Park Hotel, Brighton, England.

Dear Sir,

I am writing at the suggestion of a friend who stayed at your hotel last year and has warmly recommended it to me. I expect to arrive in Brighton on June 23rd and would like a single room with a private bath. I shall be staying for five days and would like to have all my meals at your hotel.

Would you please let me know whether you have a room available and how much my stay is likely to cost?

I shall be looking forward to hearing from your soo

Albert Durant

*Письмо-рекламация.*

Тема: Письмо с рекламацией по поводу магнитофона, доставленного с большими повреждениями.

P.O Box 97431,

Nairobi,  
Kenya,

East

Africa.

19th Jan. 19\_

D. West and Co., Ltd., Electrical Supplies,  
57 Amhurst Crescent,  
London, S.W.3, Dear Sirs,

The tape-recorder No. JB/4703/08 which I ordered from you on Nov. 17th arrived last night.

I very much regret to have to inform you that the machine has been badly damaged. When I opened the packing –case I found that the lid of the recorder had been cracked and the surface of the machine has been scratched.

Would you please let me know whether you would be willing to send me a new recorder and if I should arrange to return the damaged one to you. In the meantime, I shall hold on to the machine you sent until I hear from you. Yours faithfully, J.T. Edwards.

*Письмо-претензия на должность.*

Тема: Письмо, автор которого претендует на должность бортипроводницы.

596 Friedrich St.,

Hannover.

14th Sept. 19\_

The Employment Officer,  
Home and Overseas Airways Ltd.,  
Sigmund House, 79g Bremen St., Hannover.

Dear Sir,

I was interested to read in your magazine, "Go by Air", that you require air-hostesses.

I was nineteen years old and am at present attending the Modern languages School at 24 Lowen St. where I am studying English and French. I have been there since leaving the State and French. I have been there since leaving the State Realschule three year ago.

I wish to apply for a post as air-hostess and am free to attend for interview on any day except Mondays and Fridays. The Principal of my present school, Mr T. Jones, and my old headmaster, Herr G.Schultz, have kindly agreed to send information about me if you require it. Yoursfaithfully, ElseKlein.

## 2.Оформление конверта

В настоящее время в Англии и США существует единый стандарт оформления конвертов. Согласно этому стандарту информация располагается в строго определенном месте и в строго определенном порядке. Основной принцип этого расположения: от частного к общему, от индивидуума к стране. В нашей стране информация на конверте располагается в обратном порядке: от страны к индивидууму. Представим общую схему оформления американского и европейского конверта:

1. \_\_\_\_\_  
\_\_\_\_\_  
\_\_\_\_\_

2. \_\_\_\_\_  
\_\_\_\_\_

3. \_\_\_\_\_  
\_\_\_\_\_  
\_\_\_\_\_

Наполним эту схему содержанием:

1. Имя, фамилия отправителя,  
номер квартиры/ дома,  
название улицы, город,  
штат/ район, почтовый  
индекс, страна

2. Марка,  
указание на способ  
доставки

3. Имя, фамилия получателя,  
номер квартиры/ дома, название улицы,  
город, штат/ район, почтовый индекс,  
страна

Образец оформления конверта:

J. Wilhelm 410 Lawrence Street, Apt. 5 Ann Arbor MI 48105 USA	Stamp REGISTERED MAIL AIR MAIL
Mr. J. R. Smith 400 S 5th Avenue, Suite # 80 Detroit, MI, 48202-2831 USA	

Общепринятые правила оформления конверта

- \* Адрес получателя на конверте всегда следует писать полностью и, по возможности, печатными буквами — это обеспечит его надежную доставку адресату.
- \* Не старайтесь вместить адрес в две строки, пишите его на трех или четырех строчках.
- \* Различные указания о способах доставки письма делаются, как правило, почтовым отделением в правой верхней части конверта под маркой, однако иногда они могут быть сделаны и вами лично от руки.

### ПЗ№55 Правила написания официальных документов

#### 1. Оформить официальное письмо и написать подобное.

- a) I am writing with reference to your advertisement in today's paper concerning possible work with English-speaking tourists
- b) I look forward to hearing from you in the near future
- c) Before I can consider the job I need to know what the hours of work and pay would be

d) I can communicate well and fairly fluently

Dear Sir/Madam,

1 \_\_\_\_\_ . I am very interested in doing this kind of job and will be available from the beginning of the next month. I need to know exactly when the job would start. I should say that my level of English is good. 2 \_\_\_\_\_ . I have spent time on holiday in Britain and really enjoy meeting people from other countries. I have always been interested in the history and culture of my local area. 3 \_\_\_\_\_ . I would like to know more about what “be responsible for the general welfare of your group” means and what they could involve. I am afraid that I will only be available for interview in the evening (due to present work commitments). 4 \_\_\_\_\_ .

Yours faithfully,

Ingrid Nelson

**2. Заполнить форму на получение карты**

Application Form

<u>First name</u>	
<u>Surname</u>	
<u>Address</u>	
<u>Tel</u>	
<u>E-mail</u>	
<u>Date and place of birth</u>	
<u>Citizenship</u>	
<u>Marital status</u>	
<u>Occupation</u>	
<u>Hobby</u>	
<u>Signature</u>	
<u>Date</u>	

**3. Заполнить форму на поездку в международный лагерь**

Application Form

Surname ( in BLOCK CAPITALS) \_\_\_\_\_

First name \_\_\_\_\_

Age \_\_\_\_\_

Sex M  F

Date and place of birth \_\_\_\_\_

Citizenship \_\_\_\_\_  
College \_\_\_\_\_  
Foreign languages \_\_\_\_\_  
Hobby \_\_\_\_\_  
Address \_\_\_\_\_  
Telephone \_\_\_\_\_  
Signature \_\_\_\_\_ Date \_\_\_\_\_

**ПЗ№ 56 Правила составления доверенности на английском языке**

Заполните доверенность. Составьте доверенность на получение документов родственниками.

**POWER OF ATTORNEY**

BY THIS SPECIAL POWER OF ATTORNEY \_\_\_\_\_, a company duly organised and operating under the laws of the Republic of Cyprus, with registration number HE \_\_\_\_\_ and whose registered office is situated at: \_\_\_\_\_, Limassol, Cyprus, does make, constitute, appoint and empower,

Mr. \_\_\_\_\_ (citizen of the Russian Federation, gender: \_\_\_\_\_, date of birth: \_\_\_\_\_; passport \_\_\_\_\_ issued on \_\_\_\_\_ by \_\_\_\_\_; subdivision code \_\_\_\_\_, registered at \_\_\_\_\_):

- To manage the Company \_\_\_\_\_ and act on behalf of the Company in the Russian Federation.
  - To represent the Company before any appropriate authority of Federal or Local Government in the Russian Federation, and other third parties.
  - To enter into any contracts on behalf of the Company connected with the performance of the activity by the Company except for:
    - Transactions connected with purchase/disposal or possibility of disposal of real property.
    - Transactions connected with receiving loans,
- with the right to amend, terminate contracts, accept and transfer all executed under the transactions, sign delivery-acceptance certificates, transfer and accept real property and personal property, sign reconciliation certificates and other documents related to execution of contracts; sign financial or any other required documents (including tax invoices), connected with the contracts.
- To appoint employees of the Company \_\_\_\_\_, approve their transfer and dismissal, apply incentives or impose disciplinary penalties.
  - To file on behalf of \_\_\_\_\_ notices to foreign company to be recognized as a tax resident of the Russian Federation (rejection of the status of a tax resident of the Russian Federation).

And the said Company hereby gives and grants onto the said Attorney its full power and authority to sign on behalf of the Company all necessary documents connected with operation of the Company, to open accounts in banks for the Company, to manage cash funds on the accounts mentioned, sign financial documents, file applications, petitions, requests and other documents, receive replies and documents, manage correspondence, sign documents and perform other actions on behalf of the Company.

Authorities given by this Special Power of Attorney may be transferred by way of substitution.

For and on behalf of

\_\_\_\_\_

ПЗ.№ 57 INVOICE бланк

**John Doe Therapy**  
 742 Evergreen Terrace  
 Springfield, IL 99999  
 312-555-1212

# Invoice

**Bill To**  
 Jane Doe  
 123 Washington Ave  
 Springfield, IL 60640

**Date:** 06 Feb 2011

Description	Date	Client Charge
50 Minute Individual Session <small>CPT: 90900 DX: 93210</small>	18 Jul 2010	\$125.00
50 Minute Individual Session <small>CPT: 90900 DX: 93210</small>	11 Jul 2010	\$125.00
Assessment <small>CPT: 90900 DX: 93210</small>	04 Jul 2010	\$99.99


<b>Total</b>	\$349.99
<b>Payments/Credits</b>	\$0.00
<b>Client Due</b>	\$349.99

John Doe Therapy  
 Tax Id: 999-99-9999

1. Ознакомьтесь с примером заполнения счета на оплату. Составьте свой  
**INVOICE бланк от ИП и ООО**

## 1. Прочтите и переведите

### How do I fill out a CMR invoice?



In this section, we will use the official ITU CMR example . CMRS may differ slightly from transport company to transport company, but they are essentially the same. Before we delve into the various parts of the form, it's important to note that each legitimate CMR will have its own document number. If the CMR doesn't have a number, it's probably a fake.

#### Here's how to fill out a CMR note :

✓ **Sender** : At the very top of the CMR note, you will find a place for information about the sender. This must include the sender's full name and address.

1 Expéditeur (nom, adresse, pays)  
 Sendor (name, address, country)

NAME + FULL ADDRESS  
 OF THE SENDER

✓ **Recipient (consignee)** : Name and address be written exactly as it is indicated on the

2 Destinataire (nom, adresse, pays)  
 Consignee (name, address, country)

NAME + FULL ADDRESS  
 OF THE RECEIVER  
 → exactly as it appears on the invoice

of the recipient / consignee of vehicles. The **address must invoice** .

3 Prise en charge de la marchandise / Taking over the goods:  
 Lieu / Place  
 Pays / Country  
 Date  
 Heure d'arrivée / Time of arrival

WHERE AND WHEN THE CARRIER  
 PICKED UP THE VEHICLE(S)

✓ **Place and date of receipt of goods** : Here the carrier indicates where and when it accepted the vehicle from the sender. The carrier must arrive with this section already filled in when they pick up the vehicle.

4 Livraison de la marchandise / Delivery of the goods:  
 Lieu / Place  
 Pays / Country  
 Heures d'ouverture du dépôt / Warehouse opening hours

DESTINATION OF THE VEHICLE(S)  
 (CITY + COUNTRY)

✓ **Delivery location**: Here you specify the location where the cars will be delivered. This must match the address specified in the consignee's information.

6 Transporteur (nom, adresse, pays, autres références)  
 Carrier (name, address, country, other references)

NAME + FULL ADDRESS  
 OF THE TRANSPORT COMPANY

5 Instructions de l'expéditeur  
 Sender's instructions

SPECIFIC DELIVERY INSTRUCTIONS  
 (WRITTEN BY THE SENDER)

✓ **Instructions** : Any special instructions for the carrier will be written here, for example, if the goods require special handling or there are special instructions for delivery.

✓ **Carrier** : Information about the carrier, i.e. the company that physically transports goods from point A to point B. Usually, this part should contain the stamp of the transport company, as well as the license plate of the vehicle.

8 Réerves et observations du transporteur lors de la prise en charge de la marchandise  
Carrier's reservations and observations on taking over the goods

ANY OBSERVATIONS BY THE TRANSPORT COMPANY AT THE MOMENT OF PICK-UP

✓ **Reservations and remarks** : In this section, the carrier can mark any reservations regarding the condition of the goods at the time of their receipt. There they can also record any observations about the delivery.

✓ **Documents**: Here the carrier receipt.

9 Documents remis au transporteur par l'expéditeur  
Documents handed to the carrier by the sender

DOCUMENTS GIVEN WITH THE VEHICLE(S)

notes which documents were provided with the vehicle at the time of

10 Marques et numéros Marks and Nos	11 Nombre de colis Number of packages	12 Mode d'emballage Method of packing	13 Nature de la marchandise Nature of the goods
DESCRIPTION OF GOODS:			
→ MAKE OF THE VEHICLE			
→ MODEL OF THE VEHICLE			
→ VIN NUMBER			
→ ANY OTHER COMMENTS (such as damages or issues with the vehicle)			
Numéro ONU UN Number	Nom voir 13 Name see 13	Numéro d'étiquette Label Number	Groupe d'emballage Packing Group (ADR*) (ADR*)

✓ **Product Description** : This section describes in detail the nature of the goods being transported. In our case, the goods are vehicles, so the information that should usually be included is the number of vehicles, make and model of vehicles, VIN number, and any identification marks or numbers on them. Any vehicle issues or comments can also be written here.

21 Etablie à / Established in le / on 20..

WHERE AND WHEN THE CMR WAS CREATED


✓ **Creating a CMR** : Place and date when the CMR note was created

✓ **Sender's signature and seal**

✓ **Signature and seal of the carrier**


✓ **Signature and seal of the recipient**: Specify the place of arrival, time of arrival and time of departure of the transport

22	23	Lieu Place	le on	20.. 20..
SIGNATURE AND STAMP OF THE SENDER	SIGNATURE AND STAMP OF THE CARRIER	SIGNATURE AND STAMP OF THE RECEIVER + place & time of arrival and departure of the goods		
Signature ou timbre de l'expéditeur Signature or stamp of the sender	Signature ou timbre du transporteur Signature or stamp of the carrier	Signature et timbre du destinataire Signature and stamp of the consignee		

 **e Cars Trade PROFESSIONAL ADVICE** . Keep in mind that when filling out a CMR note, the more specific you are, the better. This document

serves as a legal contract and a detailed description of the goods, so accuracy is key. In case of any misunderstandings or disputes, this document will be the first point of reference, so you should properly draw it up.

## 2. Заполните накладную CMR



### ПЗ № 59 Правила составления путевого листа

Заполните путевой лист на английском языке

\_\_\_\_\_

The name of the unit of the Federation of tourism

**CMR №** \_\_\_\_\_

The group of tourists \_\_\_\_\_

Name of the organization

makes a sports campaign of the \_\_\_\_\_ category of complexity  
on \_\_\_\_\_ tourism route \_\_\_\_\_

\_\_\_\_\_

(thread, the list of passes, category, heights, for water hike - river, court)

The Head of the Group \_\_\_\_\_  
(full name)

Deputy head of Group \_\_\_\_\_

The group was registered by \_\_\_\_\_  
(full name)

Special instructions for this group: Registration in the Ministry of emergency situations. To conduct safety on the route and during bivouac works.  
Movement at night is prohibited. Compliance of the rules on the organization of swimming during tourist trips.  
The signature of the registrar

The list control points and items, subject in fixation on the photo (video) materials for report:  
\_\_\_\_\_  
• \_\_\_\_\_  
• \_\_\_\_\_  
\_\_\_\_\_

The signature of the registrar \_\_\_\_\_ Date: \_\_\_\_\_

RQC \_\_\_\_\_ stamp  
Submitted \_\_\_\_\_ report. It stored in the library \_\_\_\_\_  
oral, written \_\_\_\_\_ faculty

The signature of the member of RQC \_\_\_\_\_ stamp RQC

**The planned schedule of the route:**

<b>№</b>	<b>Day</b>		<b>Route</b>	<b>km</b>	<b>method</b>	<b>note</b>
1						
2						
3						
4						
5						
6						
7						
8						
9						
10						
11						
12						
13						
14						
15						
16						
17						
18						
19						
20						

<b>№</b>	<b>Full name</b>	<b>year of birth</b>	<b>Address</b>	<b>Phone</b>	<b>Note</b>
1	Alexey Dmitriev	1958	Proletarskaya street, 2	87058003586	



- Client Name: \_\_\_\_\_
- Address: \_\_\_\_\_
- Contact Number: \_\_\_\_\_
- Email Address: \_\_\_\_\_

**Section 2: Service Details**

- Description of Services: \_\_\_\_\_  
\_\_\_\_\_
- Service Start Date: \_\_\_\_\_
- Service End Date: \_\_\_\_\_

**Section 3: Payment Terms**

- Total Cost: \_\_\_\_\_
- Payment Schedule: \_\_\_\_\_
- Payment Method: \_\_\_\_\_

**Section 4: Terms and Conditions**

- Liability and Insurance: \_\_\_\_\_  
\_\_\_\_\_
- Cancellation Policy: \_\_\_\_\_  
\_\_\_\_\_

**Section 5: Signatures**

- Service Provider's Signature: \_\_\_\_\_
- Date: \_\_\_\_\_
- Client's Signature: \_\_\_\_\_
- Date: \_\_\_\_\_

**CONTRACT CARRIER TRANSPORTATION AGREEMENT**

THIS AGREEMENT is made and entered on \_\_\_\_\_, by and between Acuity Specialty Products, Inc., a wholly-owned subsidiary of Acuity Brands, Inc., d/b/a ZEP Manufacturing, Selig Industries, Enforcer Products, National Chemical, and Armor All Professional Products, ("Shipper"), a Delaware corporation with offices located at 1310 Seaboard Industrial Blvd., Atlanta, Georgia 30318, and \_\_\_\_\_ ("Carrier"), a \_\_\_\_\_ corporation with offices at \_\_\_\_\_.

**Recitals**

- A. Carrier is engaged in the business of transporting property by motor vehicle as a contract carrier in interstate, intrastate and foreign commerce and desires to furnish motor contract carrier transportation services to Shipper; and
- B. Shipper desires to utilize such contract carrier services.

**AGREEMENT**

NOW, THEREFORE, in consideration of the premises and the mutual agreements herein and other good and valuable consideration, the receipt, sufficiency and adequacy is acknowledged by the parties hereto, the parties agree as follows:

- 1. **TERM.** The term of this Agreement shall commence on the date first above written and, subject to any right to terminate this Agreement, shall remain in full force and effect for one (1) year from the above date ("Term"). This Agreement shall automatically renew and the Term shall be automatically extended for successive one (1) year periods of time; provided, however, that either party may terminate this Agreement at any time during the Term or extensions thereof upon prior written notice to the other party, pursuant to the notice provisions below, not less than ninety (90) consecutive days before the date of such planned termination.
- 2. **CARRIER'S OPERATING AUTHORITY.** Carrier represents and warrants that it is duly qualified and currently authorized and licensed to lawfully transport, as a motor contract carrier, pursuant to Permit No. \_\_\_\_\_ ("Permit") issued to Carrier by the Federal Highway Administration, Department of Transportation ("FHA, DOT") and under all applicable federal, state and local laws, ordinances, rules, and regulations, general commodities as well as hazardous materials (as that term is defined in CFR Title 49, with a few exceptions, in interstate, intrastate and foreign commerce, from, to, or between all points in the continental United States and to lawfully provide to Shipper all of the terms, provisions, and conditions of this Agreement. Carrier further represents and warrants that the "Contract Authority", attached hereto and hereby

made a part hereof by reference, is a true, correct and complete copy of the Permit and that the Permit is in full force and effect as of the date of this Agreement and is to remain in effect throughout the Term. Carrier shall immediately notify Shipper, in writing, of any actual or threatened suspension, cancellation, termination, withdrawal, modification, failure or refusal of renewal, or transfer of any of all of Carrier's operating authority and required licensing, the occurrence of which shall give Shipper the right to terminate this Agreement immediately upon giving Carrier written notice of such termination.

- 3. **SERIES OF SHIPMENTS.** Shipper shall tender to Carrier and Carrier shall transport a series of shipments consisting of a minimum of three (3) shipments in each annual period during the term of this Agreement. All shipments tendered to, and transported by, Carrier are part of this series of shipments to be deemed as moving in contract carriage, unless specifically identified otherwise by Shipper in writing as moving in common carriage. If during any annual period, Shipper fails to tender the minimum number of shipments to Carrier, Shipper shall pay to Carrier, as liquidated damages and not as a penalty, the sum of Fifty Dollars (\$50.00).
- 4. **SPECIAL SERVICES.**

The services provided by Carrier under this Agreement are designed to meet the distinct needs of Shipper, which may include, but not be limited to, transportation of hazardous materials, multiple pick-ups and deliveries, telephonic confirmation of delivery, transmission of freight bills and shipment status electronically in a form compatible with Shipper's computer, meeting tight shipping and receiving schedules, spotting of equipment, C.O.D. service, circuitous route service, specialized loading and unloading services (including, without limitation those specified in paragraph 6 below) drivers familiar with the unloading procedures of Shipper's customers, short-notice service, and contract transportation charges negotiated to meet the distinct needs of Shipper; all as set forth in Appendix B, attached hereto and made a part hereof by reference, as may be amended from time to time by written agreement of the parties hereto.

The parties specifically intend that any transportation conducted under this Agreement be so conducted under contract motor carriage as defined in 49 U.S.C., Section 10102, and in compliance with all federal, state and local environmental and hazardous materials transportation and handling laws, rules and regulations. The parties agree that the provisions of this Agreement are designed to meet the distinct needs of the Shipper and that this Agreement be construed as between the parties to be a bilateral agreement which imposes specific obligations on both Carrier and Shipper and covers a series of shipments for a stated period of time.

**MIKE BURR'S USED CARS**  
Located at Universe and Gulf Stream  
**Weekend Sales Event!**

**This weekend only, stop by for your new dream car!**

Whether you want a compact or a sports car,  
**we have it!**

We have used **4-door sedans** and **station wagons** starting at \$2,500!  
Buy your first **convertible** for \$6,000!  
Do you need four-wheel drive?  
Get your **pickup truck** or **SUV** with a \$1999 deposit!  
Trying to save money on gas?  
Jump into one of our **2-door coupes** or **hatchbacks**, and start saving now!  
Don't forget those big families!  
We have a variety of **minivans** and full size passenger **vans** as well.

**Hurry in this Saturday  
and Sunday!  
You won't find  
better prices anywhere!**

## 2. Ответьте на вопросы

1 What are some common types of cars?

2 What types of cars are best for families? For single people in cities?

## 3. Верны ли следующие утверждения

1. Convertibles cost less than 4-door sedans.
2. There are many types of minivans available.
3. The sales event lasts for a week.

## 4. Соотнесите слово и определение

1. pickup truck
2. station wagon
3. 4-door sedan
4. minivan
5. compact
6. hatchback
7. convertible

light truck with an open body

smaller version of a van

car with a removable roof

small car

car with a long body and lots of storage space

car with a door in the back that opens upward

car with four doors and trunk space.

### 5. Дополните диалог

#### USE LANGUAGE SUCH AS:

*I'm looking ...*

*I'm sure ...*

*I think a ...*

**Student A:** You are a customer looking for a new car. Talk to Student B about:

- needing a car to fit the family in
- traveling frequently
- needing storage space in the car

**Student B:** You are a car salesman. Talk to Student A about choosing the right car.

**Let me show you one.**

**Do you all travel in the car?**

**Hmm, you probably need some extra space for luggage, too.**

**How can I help you?**

**How big is your family?**

**B:** Hello there! \_\_\_\_\_  
**A:** Hi. I'm looking for a new car, one that my entire family can ride in.  
**B:** I'm sure we've got something for you. \_\_\_\_\_  
**A:** It's me, my five kids, and my wife.  
**B:** Big family! \_\_\_\_\_  
**A:** We do. My parents live five hours away from us.  
**B:** \_\_\_\_\_  
**A:** We do. The kids pack a lot.  
**B:** I think a minivan is what you need. \_\_\_\_\_

### ПЗ№62 Внешние детали машин и механизмов

Сопоставьте нумерацию с названием внешних деталей авто. Переведите



bonnet • front bumper • headlight • indicator • petrol cap or flap •  
 roof • sill • sunroof • tyre • wheel arch • wheel trim • logo •  
 windscreen • windscreen wiper • wing



aerial • badge • boot • door •  
 door handle • exhaust pipe •  
 number plate • rear bumper •  
 rear window • wing mirror •  
 side window • rear light

British English	American English
aerial	antenna
bonnet	hood
boot	trunk
indicator	turn signal
number plate	license plate
petrol cap or flap	gas tank lid
tyre	tire
windscreen	windshield
wing	fender

**2 Complete the sentences with words from exercise 1.**

- 1 You open the bonnet to look at the engine.
- 2 The \_\_\_\_\_ absorb small impacts in an accident.
- 3 Don't forget to retract the \_\_\_\_\_ before using the car wash.
- 4 Can you put my suitcases in the \_\_\_\_\_, please?
- 5 When it starts raining, you need to switch on the \_\_\_\_\_.
- 6 'What model is that?' 'I don't know, I can't see the \_\_\_\_\_ from here.'
- 7 It is important to inflate the \_\_\_\_\_ to the correct pressure for better fuel consumption.
- 8 The Mercedes star is a well-known \_\_\_\_\_.
- 9 Open the \_\_\_\_\_ and let some sun and fresh air into the car.
- 10 I wish all drivers would use their \_\_\_\_\_ when they want to turn right or left!

**3 Match words from the two boxes to find the exterior car parts.**

1	<input type="checkbox"/>	head	6	<input type="checkbox"/>	petrol
2	<input type="checkbox"/>	rear	7	<input type="checkbox"/>	windscreen
3	<input type="checkbox"/>	exhaust	8	<input type="checkbox"/>	wing
4	<input type="checkbox"/>	wheel	9	<input type="checkbox"/>	door
5	<input type="checkbox"/>	front	10	<input type="checkbox"/>	number

a	wipers	f	cap
b	lights	g	mirror
c	plate	h	handle
d	trim	i	lights
e	bumper	j	pipe

# BUILT TO ORDER

**Almost every car is produced to the customer's specific requirements – a built-to-order car.**

As soon as a car is ordered and a delivery date agreed, weekly and daily production schedules are created and sent to outside suppliers and the company's own pre-assembly stations. This is to make sure that all the necessary components arrive on time.

First of all, a small data carrier is attached to the floor pan in the body shop. This data carrier contains all the customer's specifications and communicates wirelessly with control units along the production line. In the body shop the floor pan, wheel arches, side panels, and roof are welded together by robots to make the frame of the car. The add-on parts – the doors, boot lid, and bonnet – are then mounted to make the body-in-white.

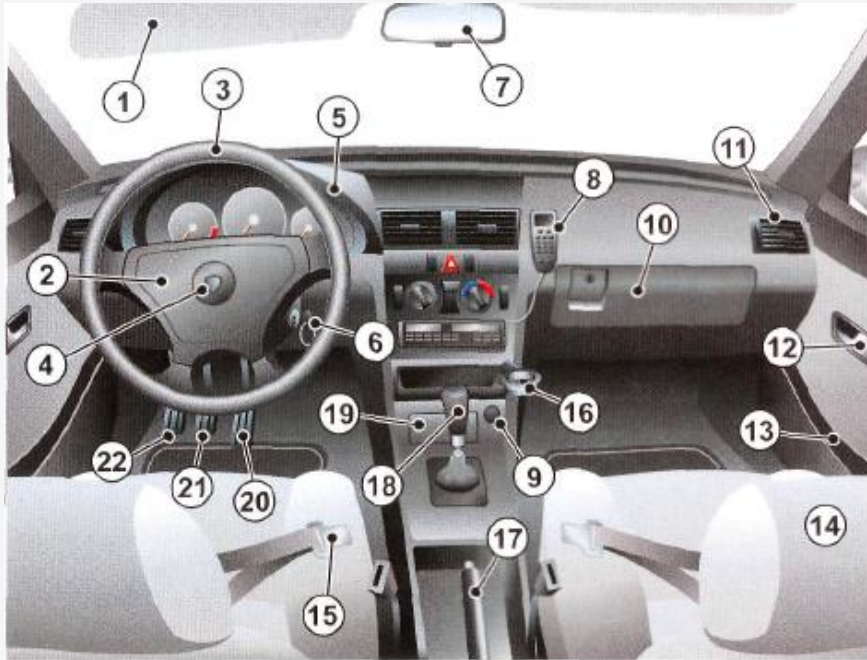


The finished body shell then goes into the paint shop where the data carrier determines the colour. In final assembly, the interior and exterior parts (for example the front and rear bumpers, headlights, windscreen, and other windows) are fitted. After quality control and a final check, the finished car can be released. It is now ready for delivery to its new owner.

переведите  
текст на  
русский язык  
и запишите  
перевод в  
тетрадь.

### ПЗ№63 Внутренние детали машин и механизмов

Сопоставьте нумерацию с названием внутренних деталей авто. Переведите



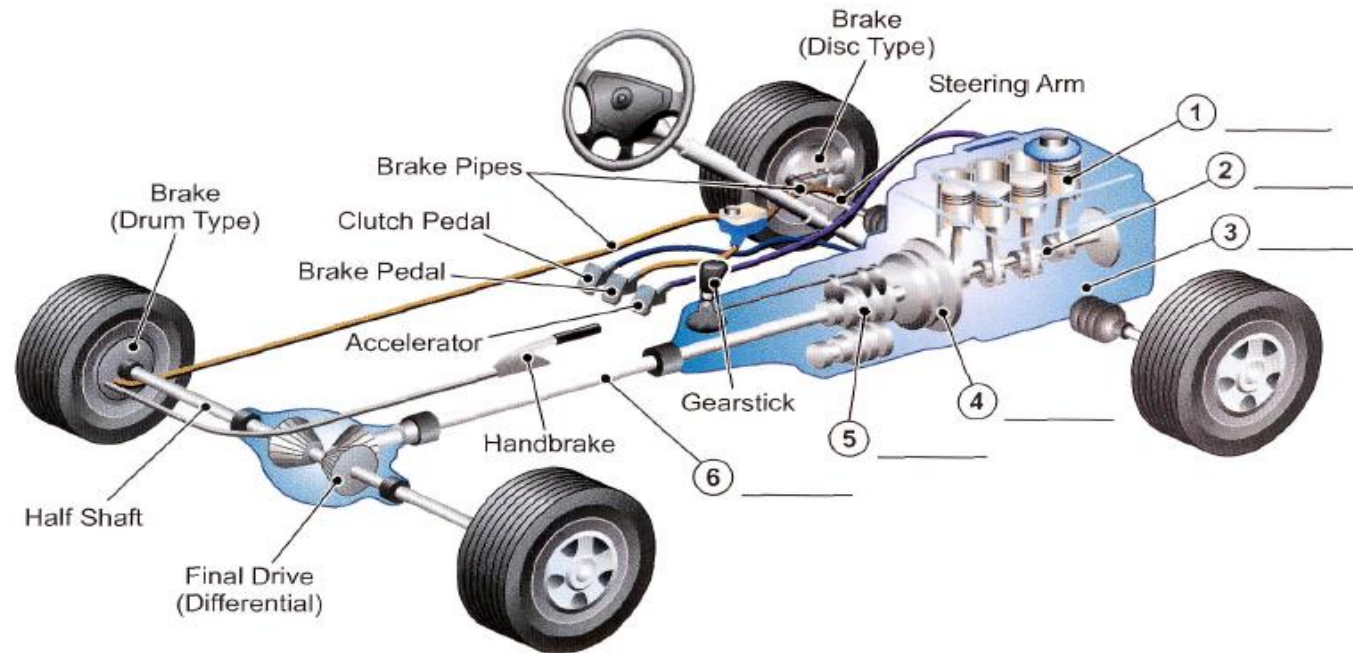
accelerator • air vent • airbag •  
ashtray • brake pedal • car seat  
(headrest) • cigarette lighter •  
clutch pedal • cup holder •  
dashboard • door handle •  
door tray • gearstick • glove  
compartment • handbrake •  
hands-free telephone • horn •  
ignition • rear-view mirror • seat  
belt • steering wheel • sun visor

**Complete the sentences with words from exercise 1.**

- 1 It's so practical to have a \_\_\_\_\_ near the steering wheel. I can take a drink whenever I want.
- 2 In a car with manual transmission, you need to press the \_\_\_\_\_ when you want to change gear.
- 3 There's usually a cosmetic mirror on the passenger's \_\_\_\_\_.
- 4 I have a leather \_\_\_\_\_. It's not so cold for my hands in the winter and it gives you a good grip.
- 5 It's against the law to phone while driving so I've ordered a car with a \_\_\_\_\_.
- 6 Could you have a look in the road atlas? It's in the \_\_\_\_\_.
- 7 I don't need a \_\_\_\_\_ as I don't smoke and I don't want anyone to smoke in my car.
- 8 Could you close the \_\_\_\_\_? I'm getting a draught.

Label the diagram with words from the box.

clutch • crankshaft • engine • gearbox • piston • propeller shaft



### ПЗ№64 Инструменты, необходимые при ремонте автомобиля

**Ex. 1 Read and translate the following text into Russian. Try to remember as much as you can.**

How to Use a Jack Safely

The most obvious reason to jack up a car is to change a tire, but other jobs such as inspecting brakes may also require you to get under the vehicle.

(Even if you're skinny enough to squeeze yourself between the pavement and the underside of your car, you still need room to move around and manipulate tools.)

*Before* you attempt to jack up your vehicle, observe the following safety precautions:

- **Jacks are used only to get a vehicle off the ground. They should *never* be used to hold a vehicle in place.**
- **You must use jack stands when you work underneath your vehicle.** If you don't, you run the risk of serious injury or even death. People have been crushed to death when vehicles that were improperly secured fell on them.
- **Never jack up a vehicle without blocking the wheels to keep it from rolling.** Use bricks, wooden wedges, or metal wheel chocks to block the wheels at the opposite end of the car from the end that is to be raised.

If you find yourself faced with the job of changing a tire and you have nothing with which to block the wheels, park near the curb with the wheels turned in. This may not keep you from getting hurt if the car rolls off the jack.

- **Never change a tire on a freeway or highway.** Not only can you be seriously injured, but you can also fall prey to carjackers. *Don't exit the vehicle*; instead use a cellphone to call road service or an automobile association. If you don't have a cellphone, hang a white rag or a white piece of paper out of the driver's side window and wait for the highway patrol to rescue you.

Even if you hate cellphones, I recommend that you buy one and keep it in the vehicle for emergencies. You can find a very affordable model that just lets you call 911, road service, and those you'd want to notify in an emergency. It could save your life.

- **Always park a vehicle on level ground before you jack it up.** If you get a flat tire on a hill and, park close to the curb, turn the wheels toward the curb, and block the downside wheels securely to prevent the car from rolling.

These precautions won't eliminate the risk of changing a tire on an incline. If you can't get to level ground or wait for assistance, you change the tire at your own risk.

- **Be sure that your gearshift is in Park (or in First if you have a *manual transmission*) and that the *parking brake* is on before you jack up the vehicle.** The only time you don't need the parking brake on is when you have to be able to rotate a *rear* wheel or remove rear *brake drums* to inspect the brakes. In such a case, make sure that the front wheels are blocked *securely*.

If you remove a wheel and begin to work without making sure that you jacked up the car and blocked it securely, the vehicle can do a lot of damage to itself — and to you — if it falls.

**Ex. 2 Learn the following words and word combinations by heart:**

to change a tire – сменить шину

inspect brakes – осматривать тормоза

to get under the vehicle – забраться под машину

squeeze – втиснуться

manipulate tools – обращаться с инструментами

safety precautions – меры предосторожности

to get the vehicle off the ground – поднять машину

to hold the vehicle in place – удерживать машину

jack stands – колодки  
to run the risk – рисковать  
injury – ранение  
secure – закреплять  
to block the wheels – заблокировать колеса  
brick – кирпич  
wooden wedges – деревянные клинья  
metal wheel chocks – металлические клинья  
curb – бордюр  
fall prey to carjackers  
road service – дорожная служба  
rescue – спасать  
highway patrol – дорожный патруль  
emergency – чрезвычайная ситуация  
level ground – ровная горизонтальная поверхность  
eliminate the risk – исключать риск  
gearshift – передача  
manual transmission – ручная передача  
parking brake – ручной тормоз  
rear wheel – заднее колесо  
brake drums – тормозные (барабаны, бочки, цилиндры)  
front wheels – передние колеса

**Ex. 3 Answer the following questions:**

1. What is the most obvious reason to jack up the car?
2. What must you use when you work underneath your vehicle?
3. Is it necessary to block the wheels when jacking up vehicle? Why?
4. What can you use to block the wheels?
5. What can you use to block the wheels when you have nothing with you to do that?
6. Why should you never change a tire on a freeway or a highway?
7. What can you do if you don't have the cellphone to ask for help?
8. What should you do if you get a flat tire on a hill?
9. When don't you need the parking brake on?

**Ex. 4 Make the following sentences negative and interrogative.**

1. He wants to change a tire.

2. I am going to block the wheels.
3. He suggested that I should buy a new cellphone.
4. They were asked to help with his car.
5. We can park close to the club.

**Ex. 5 Match the following words and word combinations.**

to jack up	tools
to change	a jack
to inspect	a rear wheel
to require	between the pavement and underside of the car
to get under	repairs
to squeeze oneself	brakes
to manipulate	a tire
to observe	a vehicle
to use	the car
to block	safety precautions
to rotate	a jack

**Ex. 6 Make up your own sentences using the words and expressions in ex. 5.**

**Ex. 7 Translate into English:**

Металлические клинья, меры предосторожности, забраться под машину, сменить шину, заблокировать колеса, ручной тормоз, заднее колесо, закрепить, чрезвычайная ситуация, заблокировать колеса, исключить риск, спасти, обращаться с инструментами, осматривать тормоза, передние колеса.

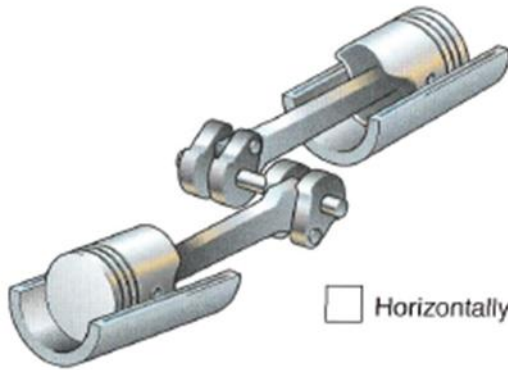
**Ex. 8 Translate the words in the brackets into English:**

1. Use (кирпичи, деревянные и металлические клинья) to block the wheels at the opposite end of the car from the end that is to be raised.
2. Never (не меняйте шину) on a freeway or highway.
3. Not only you (можете серьезно пострадать), but you can also fall prey to carjackers.
4. Hang a white piece of paper (с водительского окна) and wait for (дорожный патруль) to rescue you.
5. If you can't get (ровную поверхность) or wait for (помощь) you change the tire at your own risk.

**Ex. 9 Translate the following sentences into English:**

1. Для того чтобы поменять шину нужно поднять машину на домкрат.
2. Чтобы осмотреть тормоза нужно забраться под машину.
3. Домкраты используются только для поднятия машины.
4. Заблокируйте колеса, чтоб машина не двигалась.
5. Никогда не меняйте шину на шоссе.
6. Если у вас спустила шина на склоне, припаркуйтесь возле бордюра.

**Match the descriptions of engine layout with the diagrams.**



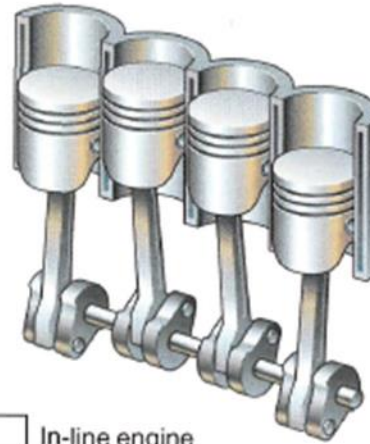
Horizontally opposed engine

**2** This layout is wide and flat and gives the engine a low centre of gravity. The cylinders are arranged in two banks on opposite sides of the engine. It is very practical for cars with the engine located at the rear, such as the Porsche.



V-engine

**1** This layout is used for high-performance engines with a compact layout such as in the BMW 7-series. The cylinders are arranged in two banks set at an angle to one another. This layout is normally more cuboid in shape than the other two.



In-line engine

**3** This layout is long and narrow. The cylinders are all next to each other in a single bank. It is a standard, simple layout used in the Mercedes A-class, for example.

**ПЗ№65 Великие личности в истории автомобилестроения**

**Задание 1. Выпишите новые слова и словосочетания:**

advance, advanced, advantage	продвигать, современный, преимущество
candle, candle light	свеча, свет от свечи
chemist	химик
code, Morse code	код, азбука Морзе
design, to design	дизайн, конструировать
diesel	дизель
discovery	открытие
dot-and-dash alphabet	азбука Морзе
due to	благодаря
engine	двигатель
steam engine	паровой двигатель
internal combustion engine	двигатель внутреннего сгорания
petrol engine	бензиновый двигатель
fire	стрелять, палить
fire bullets	стрелять пулями
flunk	потерпеть фиаско
fuel	топливо, горючее
run on fuel	передвигаться на топливе
horsepower	лошадиная сила
invent, inventor, invention	изобретать, изобретатель, изобретение
patent	патентовать
penetrate	проникать, пропускать
to perfect	усовершенствовать
to produce	производить, вырабатывать
reliable	надежный, прочный
rubber, rubber solution	резина, каучуковый раствор
to split	расщеплять, раскалывать
to succeed in	преуспевать в

**Задание 2. Прочитайте и переведите текст:**

Over the centuries, man's way of life was changed by a relatively small number of discoveries and inventions. But changes have come more and more often since the steam engine was invented in 1765 by James Watt. In just two hundred years, man advanced from horsepower and candle light to aeroplanes and neon lamps. Our ideas about travel have changed completely since Gottlieb Daimler and Charles Benz built their first petrol engine in 1885 and the Wright Brothers made the first flight in 1903.

In 1897 Rudolf Diesel invented a new internal combustion engine. It is known as a diesel and it began a transport revolution in cars, lorries, trains and ships. The main advantage of diesels is that they run on rather cheap fuel.

Charles Rolls was a British aristocrat and businessman, who was especially interested in cars. Once he met another enthusiast of cars Henry Royce, a famous car engineer. They decided to design the most comfortable and reliable car. At the beginning of the 20<sup>th</sup> century it seemed to be a fantasy. But in 1907 they managed to create the world – famous Rolls – Royce car. It was so comfortable and reliable that one of the models “Silver ghost” hadn't changed greatly for 20 years since 1907.

Samuel Colt, who was an American, designed and patented a pistol in 1836. It had a revolving barrel and could fire 6 bullets one after the other. It was the first pistol of its kind. Later there came many other pistols with 6 bullets.

Samuel Finley Morse was a portrait painter, who became an inventor. For 12 years he tried to perfect the telegraph and succeeded in inventing the telegraphic dot - and – dash alphabet, now known as Morse code. Though there were some other codes in America in the 19<sup>th</sup> century, Morse code is used nowadays all over the world.

Charles Makintosh was a chemist by profession. He worked in a textile industry and in 1823 he developed a rubber solution used for raincoat production. Raincoats with this rubber solution didn't allow water to penetrate. These raincoats were called makintoshes and people use them in rainy weather.

Some people say we live in the age of computers; but it is also correctly described as the atomic age or the space age. Today, a journey from London to Cairo takes hours. Only a hundred years ago it took weeks. Today, men think seriously of going to Mars. 50 years ago they only dreamt about it. Today we produce energy by splitting the atom. A century ago, no one believed it could be split. Due to inventions, technology has advanced so quickly that cars and televisions are out of date only a few years after they were made.

**Задание 3. Соедините части предложения**

- |  |   |
|--|---|
| 1. A steam engine ...                                  | a. very popular even nowadays                 |
| 2. A new internal combustion engine...                 | b. was the most comfortable and reliable car. |
| 3. The main advantage of diesels is...                 | c. was invented by Rudolf Diesel.             |
| 4. The world famous Rolls Royce car...                 | d. was invented by James Watt.                |
| 5. All the cars produced by the firm “Daimler-Benz”... | e. was a car engineer by profession.          |
| 6. Henry Royce....                                     | f. were called “Mercedes-Benz”.               |
| 7. A German engineer Rudolf Diesel...                  | g. made his famous invention in 1897.         |
| 8. Morse code is...                                    | h. that they run on rather cheap fuel.        |

**Задание 4. Выберите продолжение предложений**

1. Changes in the man's way of life have become more evident since
  1. the discovery of a pistol with 6 bullets;
  2. 1765;
  3. the birth of Edison, one of the greatest inventors;
  4. the first patented invention was registered.
1. An invention is
  1. the case of finding something which existed before but was not known to people. It is often a place or a scientific fact;
  2. a difficulty that needs attention and thought in order to solve it;
  3. something that is finished or gained through skill or hard work;
  4. a useful thing or idea which is produced by scientists for the first time.
1. The "Silver Ghost" model was
  1. famous for its reliability and comfort;
  2. created by Wright brothers;
  3. one of the best racing cars at the beginning of the 20<sup>th</sup> century.
  4. named after its creator Tom Silver.
1. Due to the development of a rubber solution
  1. raincoats were called makintoshes;
  2. a transport revolution began;
  3. the production of waterproof raincoats was quite successful;
  4. raincoats became very popular.

**Задание 5. Поставьте предложения в хронологическом порядке.**

1. These two inventors managed to design the most reliable and comfortable car for the beginning of the last century.
2. He invented the first gun with 6 bullets.
3. This invention got its name after the inventor and is used in rainy weather.
4. The invention of this engine gave birth to a large number of other discoveries and inventions.
5. This invention is used nowadays all over the world though there were some other inventions on analogy in the 19<sup>th</sup> century.
6. Last century was remarkable for the introduction of the laser, the proliferation of calculators and computers and a revolution in the telecommunication industry
7. The main advantage of that invention was that it used rather cheap fuel.

**Задание 6. Допишите предложения, используя текст:**

1. Changes have come more and more often since...

2. The main advantages of diesels is ...
3. Charles Rolls was a British aristocrat and businessman...
4. Some people say we live ....
5. Today men think ....
6. Due to inventions ....

**Задание 7. Напишите, что изобрели эти люди:**

1. R. Diesel
2. S. Colt
3. C. Rolls
4. C. Makintosh
5. S. Morse
6. C. Benz

**1 Match the descriptions to three of the cars below.**

**1**  The new version of this design classic is as charming as the original. Details such as the steep windscreen and the large round headlights emphasize that this car is unconventional. There's no question that this is a fun car to drive.

**2**  Its design is a blend of retro and contemporary. It has a sleek, distinctive appearance, with unique proportions and a surprisingly spacious interior. The side profile is muscular and aggressive, and gives the whole vehicle a feeling of motion and direction.

**3**  This very stylish car has a striking exterior with a compact shape and bold styling. It's a very sporty car with exciting lines and powerful proportions. It features eye-catching details such as the fuel filler cap with its exposed screws.



2. Переведите аннотацию из статьи на тему: «Дорогие и известные автомобили нашего времени». Выберите из предложенного списка 6 автомобильных брендов и сделайте краткое описание на английском, используя Интернет.

### The 15 Most Popular Luxury Car Brands

The online popularity of the best luxury car brands in the world is a reliable predictor of future sales and the trends that are shaping the global automobile industry. Navigating the luxe lanes of the digital highway, 2024 brings a subtle shuffle in the most popular luxury car brands online. Holding the pack-leading position, BMW jump-starts interest with the sparkling debut of the electrified i5.

Not to be outdone, Mercedes-Benz shifts gears, accelerating past Audi with an electric roar from the forthcoming G-Wagon EQG and the blistering C63 S E Performance. Making the biggest move on the list, Tesla jolts seven spots up, spurred by the Cybertruck's charged entrance. Porsche moves up a spot without many changes, while Volvo, Ferrari, and Land Rover drop slightly despite showcasing enticing new electric cars.

The global luxury car industry is much more dynamic than luxury fashion, watches, and jewelry, and changes since last year are extreme. Each brand's journey this year marks a distinct path of innovation and sustainability. The evolving legacies join electrified ambitions, crafting a saga to redefine luxury automotive excellence.

This is the third year that we have applied our rigorous online popularity ranking to the car market. The methodology has indeed proven its usefulness with our list of the best luxury brands online.

The 15 Most Popular Luxury Car Brands Online

<b>Rank</b>	<b>Brand</b>	<b>Country</b>
1	<u>BMW</u>	Germany
2	<u>Mercedes-Benz</u>	Germany
3	<u>Audi</u>	Germany
4	<u>Tesla</u>	United States
5	<u>Porsche</u>	Germany
6	<u>Volvo</u>	Sweden
7	<u>Lexus</u>	Japan
8	<u>Ferrari</u>	Italy
9	<u>Lamborghini</u>	Italy
10	<u>Land Rover</u>	United Kingdom
11	<u>Cadillac</u>	United States
12	<u>Jaguar</u>	United Kingdom
13	<u>Chrysler</u>	United States
14	<u>Alfa Romeo</u>	Italy
15	<u>Rolls-Royce</u>	United Kingdom



Слово	Значение	Пример
<b>Work</b>	Работа для выполнения которой вы прикладываете физические или умственные усилия	<b>I work with hazardous chemicals.</b> – Я работаю с опасными веществами.
<b>Job</b>	Регулярно оплачиваемая работа, которая выполняется для работодателя.	<b>She was working at two jobs.</b> – Она работала на двух работах.
<b>Occupation</b>	Обозначает работу, требующую специфических знаний или профессиональных навыков. Используется в основном в документах.	<b>In the space marked "occupation" she wrote "police officer".</b> – В графе «профессия» она написала «полицейский».
<b>Profession</b>	Вид занятости при котором необходимо специальное образование в колледже или университете. Используем слово, когда говорим о профессии.	<b>He's a doctor by profession.</b> – По профессии он врач.
<b>Career</b>	Карьера — общий профессиональный прогресс, который может включать несколько разных профессий за все годы.	<b>He chose banking as a career.</b> – Он решил строить карьеру в банковской сфере.

1. Выберите и запишите один верный ответ

### Сколько времени у тебя занимает добраться до работы?

How much time does it take you to get to employment?

How much time does it take you to get to labour?

How much time does it take you to get to work?

How much time does it take you to get to job?

### Трудовой договор

an employment agreement

a job agreement

a work agreement  
a labour agreement

**Эта профессия – не ее призвание.**

She doesn't have an occupation for this career.  
She doesn't have a vocation for this profession.  
She doesn't have a call for this vocation.  
She doesn't have a labour for this job.

**I need to fill that post.**

Я должен подать заявку на эту должность.  
Я должен нанять кого-то на эту должность.  
Я должен оставить эту должность.  
Я должен передать кому-то эту должность.

**Я занимаю эту должность 10 лет.**

I've applied for this position for 10 years.  
I've resigned this position for 10 years.  
I've taken up this position for 10 years.  
I've held this position for 10 years.

**Моя текущая деятельность связана с гуманитарными науками.**

My current calling is connected to the humanities.  
My current vocation is connected to the humanities.  
My current employment is connected to the humanities.  
My current occupation is connected to the humanities.

**Применение насилия недопустимо.**

The employment of violence is intolerable.  
The occupation of violence is intolerable.  
The calling of violence is intolerable.  
The labour of violence is intolerable.

**Экономящий трудозатраты**

job-saving  
labour-saving

work-saving  
employment-saving

### We hire casual labour in summer.

Летом мы нанимаем работников физического труда.

Летом мы нанимаем низкооплачиваемых работников.

Летом мы нанимаем неквалифицированный персонал.

Летом мы нанимаем временных сотрудников.

#### 2. Вставьте пропущенные слова job, work, profession, occupation, career.

1 The medical ..... is respected by plenty of people. — **Профессию** медика уважают многие люди.

2 A janitor has hard ..... indeed. — У уборщика действительно трудная **работа**.

3 Mike has a hard ..... as a janitor. — У Майка трудная **работа** уборщиком.

4 My father is a vet by ..... — Мой отец ветеринар по **профессии**.

5..... tells us we should know all the laws in order not to break them. — **Юристы** говорят нам, что мы должны знать все законы, чтобы их не нарушать.

6 Fill in this form: state your full name, phone number, and ..... — Заполните эту форму: укажите ваше полное имя, номер телефона и **род деятельности**.

7 I got a ..... in an advertising agency. — Я получила **работу** в рекламном агентстве.

8 According to the research, the majority of respondents are in manual ..... — Согласно исследованию, большинство респондентов заняты физическим **трудом**.

9 Mike's..... hardly lets him make ends meet. — **Работа** Майка с трудом позволяет ему свести концы с концами.

10 I have to admit that my favourite ..... is lying on the sofa. — Должна признаться, что мое любимое занятие — лежать на диване.

11 Playing board games is our usual weekend ..... — Игра в настольные игры — наше обыкновенное занятие по выходным.

12 Richard was 25 when he decided on his academic ..... — Ричарду было 25, когда он решил строить научную **карьеру**.

13 Do you have to commute to .....? — Тебе придется ездить на **работу** в город?

14 People in his ..... are committed to their jobs entirely. — В его **профессии** люди посвящают себя работе целиком.

## ПЗ№68 Техническое обслуживание и ремонт автомобилей в Великобритании

### 1. Прочтите и переведите текст



**CLASSIFIED ADS — HELP WANTED**

Delta Auto Sales is looking for an experienced **salesman**. Ideal candidates will be motivated and outgoing. Someone with five to ten years of experience will be preferred. Join our **sales staff** today! Call (555) 348 – 4590.

New World Neptune Dealership is hiring. NWND has openings for **lot porters, detailers, washers, and a receptionist**. The maintenance positions will report to our chief **mechanic**. The receptionist will report to the manager. Apply in person on July 3rd. We will be holding a job fair at our dealership on 2nd Avenue and Central Street.

**Accountant** wanted. Super Used Cars is looking for someone with experience managing financial accounts. This position will work directly with the chief **financial officer** and the **manager**. Fax your résumé to (555) 837-6299.

Burrville Defiant Motors is looking for skilled professionals. We need an experienced **title clerk** and **warranty administrator** to join our team. We offer a competitive benefits package. Send your résumé to [hr@burrvilledefiant.com](mailto:hr@burrvilledefiant.com) today!

### 2. Ответьте на вопросы

1. What positions at a dealership help maintain cars, and what do they do?

2. What sorts of people at a car dealership handle contracts?

**3. Верны ли следующие выражения**

1. Delta Auto Sales wants a salesman with at least ten years of experience.

2 Super Used Cars is looking to hire an experienced accountant.

3 Most of the open positions at New World Neptune report to the manager.

**4. Соотнесите слово и определение**

1. sales staff

2. title clerk

3. mechanic

4. washer

5. manager

6. warranty administrator

**A** a person who organizes a business and tells others what to do

**B** the people at a business who sell products

**C** a person who creates contracts that transfer ownership of property

**D** a person who washes cars

**E** a person who maintains and repairs cars

**F** a person who works with a business's warranties

**5. Выберите подходящее по смыслу слово**

1. salesman

2. accountant

1 A) The balanced the company's finances yesterday.

2 B) The convinced four people to buy cars today.

1. receptionist
2. detailer

- 2 A) Many people called in, so the was busy all day.
- B) The meticulously cleaned the car's seats.

1. financial officer
2. lot porter

- 3 A) The organized and maintained the company's cars.
- B) The company's decided how to distribute funds.

#### 5. Дополните диалог

#### USE LANGUAGE SUCH AS:

*Well, I'm ...*

*Could you describe your previous experience?*

*Do you have any ...?*

Student A: You are an interviewer. Talk to Student B about:

- his or her skills
- his or her experience
- other positions associated with the position he or she is interviewing for

Student B: You are a job applicant. Talk to Student A about a position and your experience.

**No. Why?**

**Well, I'm friendly and good at persuasion.**

**I worked in customer service for a few years, and I was a sales clerk at a department store.**

**Okay. That sounds great.**

**Thank you for interviewing me.**

**A:** Thank you for meeting with me today, Mr. Gibson.

**B:** \_\_\_\_\_

**A:** Indeed. What skills do you have that would make you a good salesman?

**B:** \_\_\_\_\_

**A:** Could you describe your previous experience?

**B:** Sure. \_\_\_\_\_

**A:** Interesting. Do you have any management experience?

**B:** \_\_\_\_\_ Is it required?

**A:** Not necessarily. We just like to hire people who may become managers one day. I'll take you to the manager that this position reports to next by the way.

**B:** \_\_\_\_\_

### **ПЗ№69 Модернизация оборудования**

**Прочитайте текст, постарайтесь понять содержание.**

**Выполните послетекстовые задания.**

#### **AUTOMATION**

The Industrial Revolution effectively released man from being a beast of burden; the computer revolution will similarly release man from a dull, repetitive routine...

The growing importance of automatic equipment and processing in industry and business is attracting world-wide attention. What is automation?

Historically the word was coined as a nickname of what in engineers' jargon is termed "transfer machining". The use of the word has spread to cover a situation in which four independent components each play their part. Each of these components is important in its own rights but in the field of automation each becomes on occasion more powerful in the presence of the others.

They are:

1) Transfer machining.

Automatic assembly.

Communication engineering.

Control engineering.

These four components have been linked together into a single process called "automation".

In the first two, human muscles are replaced by machines, while in the last two human nerves and brain are replaced by machines.

No doubt that where "automation" is further advanced, the intelligent use of leisure is growing.

### **Automatic Assembly**

Such an operation as the fitting of the cathode ray tube or amplifier into the cabinet would seem to present difficulties. Again, to return to the motor industry, one can without too much difficulty visualize the automatic assembly of internal combustion engines for automobiles.

How far its use will spread it is difficult to say, but it is to be expected that, as its possibilities are opened up, circuit components will be redesigned in order to make more extended use of the technique, with the result that more sub-assemblies will be made automatically.

### **Пояснения к тексту:**

transfer machining – пройти механическую обработку

on occasion – при случае

circuit components – схемные компоненты

### **1. Найдите соответствующие ответы на вопрос и напишите их в той последовательности, в которой заданы вопросы:**

1. What are the main four parts of automation?

2. What is automation?

3 Was the word historically coined as a nickname of what in engineers' jargon is termed "transfer machining"?

A) Transfer machining, automatic assembly, communication engineering, control engineering

B) Transfer machining, automatic assembly, communication engineering, control engineering have been linked together into a single process called "automation"

C) Historically the word was coined as a nickname of what in engineers' jargon is termed "transfer machining".

### **2. Закончите предложения, выбрав соответствующие варианты:**

1. The Industrial Revolution effectively released...

- A) the automatic assembly of internal combustion engines for automobiles
- B) man from being a beast of burden
- C) by machines.

2. The growing importance of automatic equipment is...

- A) attaching world-wide attention
- B) to be expected that, as its possibilities are opened up
- C) further advanced, the intelligent use of leisure is growing

3. Such an operation as the fitting of the cathode...

- A) cover a situation in which four independent components each play their part.
- B) linked together into a single process called "automation
- C) ray tube or amplifier into the cabinet would seem to present difficulties.

**3. Найдите в правой колонке русский эквиваленты английских слов и словосочетаний**

1. communication engineering	А. техника связи
2. automatic equipment	Б. в области автоматике
3. transfer machining	С.автоматическая сборка
4. in the field of automation	Д. поточная обработки деталей.
5. automatic assembly	Е. автоматическое устройство

**Прочитайте текст, постарайтесь понять содержание.**

**Выполните послетекстовые задания.**

### **MACHINE-TOOLS**

Machine-tools are used to shape metals and other materials. The material to be shaped is called the workpiece. Most machine-tools are now electrically driven. Machine-tools with electrical drive are faster and more accurate than hand tools: they were an important element in the development of mass-production processes, as they allowed individual parts to be made in large numbers so as to be interchangeable.

All machine-tools have facilities for holding both the workpiece and the tool, and for accurately controlling the movement of the cutting tool relative to the workpiece. Most machining operations generate large amounts of heat, and use cooling fluids (usually a mixture of water and oils) for cooling and lubrication.

Machine-tools usually work materials mechanically but other machining methods have been developed lately. They include chemical machining, spark erosion to machine very hard materials to any shape by means of a continuous high-voltage spark (discharge) between an electrode and a workpiece. Other machining methods include drilling using ultrasound, and cutting by means of a laser beam. Numerical control of machine-tools and flexible manufacturing systems have made it possible for complete systems of machine-tools to be used flexibly for the manufacture of a range of products.

**Пояснения к тексту:**

facilities - услуги

cooling fluids - охлаждающие жидкости

interchangeable - сменный

chemical machining- химическая обработка

**1. Найдите соответствующие ответы на вопрос и напишите их в той последовательности, в которой заданы вопросы:**

1. What are machine-tools used for?
2. How are most machine-tools driven nowadays?
3. What facilities have all machine-tools?

4. How are the cutting tool and the workpiece cooled during machining?

5. What other machining methods have been developed lately?

A) Other machining methods have been developed lately. They include chemical machining, spark erosion to machine very hard materials to any shape by means of a continuous high-voltage spark (discharge) between an electrode and a workpiece

Б) Machine-tools are used to shape metals and other materials

В) Most machining operations generate large amounts of heat, and use cooling fluids (usually a mixture of water and oils) for cooling and lubrication.

Г) Most machine-tools are now electrically driven

Д) All machine-tools have facilities for holding both the workpiece and the tool, and for accurately controlling the movement of the cutting tool relative to the workpiece

## **2. Закончите предложения, выбрав соответствующие варианты**

1. Machine-tools are...

A) now electrically driven

В) an important element

С) used to shape metals and other materials

2. The material to be shaped is...

A) allowed individual parts

В) called the workpiece

С) usually work materials mechanically

3. Other machining methods include...

A) drilling using ultrasound, and cutting by means of a laser beam.

В) chemical machining, spark erosion to machine very hard materials

to any shape by means of a continuous high-voltage

C) facilities for holding both the workpiece

### 3. Найдите в правой колонке русские эквиваленты английских слов

1. electrically driven	A). обрабатываемый материал
2. The material to be shaped	Б). электропривод
3. high-voltage spark	С). более точный
4. more accurate	Д). процесс массового производства
5. of mass-production processes	Е). высоковольтный разряд

### ПЗ№71 Виды инструкций

Виды инструкций:

1 **Consumer instructions for goods.** Потребительская инструкция к товарам (инструкция к телевизору, к велосипеду, к детскому питанию и др.).

The image shows a page from a consumer instruction manual for the TUSHY bidet toilet seat. The page is titled "TUSHY" and includes several sections:

- HOW TO PUT THIS SHIT TOGETHER:** A section with the TUSHY logo and social media links (HELLOTUSHY.COM, HELLOTUSHY.COM/INSTALL, HELLOTUSHY.ME, FB.COM/HELLOTUSHY, INSTAGRAM.COM/HELLOTUSHY).
- KNOW YOUR TUSHY:** A diagram of the bidet seat with labels for SEAT BRACKETS, NOZZLE, WHICH SPRAYS YOUR BUM, WATER PRESSURE CONTROL KNOB, TEMPERATURE CONTROL KNOB, and NOZZLE ADJUSTER.
- INCLUDED PARTS:** A list of parts including Mugs Adapter + Rubber Washer, Mix Adapter + Rubber Washer, Rubber Pads for Toilet Seat, Flexible Hose (30cm), Plastic Tube (30cm), Teflon Tape, Wrench, and Screwdriver.
- YOU MIGHT ALSO NEED:** A list of tools including Wrench and Screwdriver.
- PREP WORK:** A section with three numbered steps:
  - 1. WATER VALVES:** Turn off the water valve near the toilet and the warm water supply under the sink to avoid increments to avoid damage, especially to other valves. There may be some mineral build up - slow and steady wins the race. Try turning it in one direction and then the other, each time rotating a little further until it's free to turn all the way around.
  - 2. TOILET TANK:** Flush your toilet to drain the tank completely. Hold down the flusher until it empties (a couple inches of water is okay).
  - 3. TOILET SEAT:** Flip up the screw caps behind the seat with a flat head screwdriver to access the screws. You may need to hold the bowl beneath the stream with your other hand while unscrewing. Remove the seat and set aside. (Dealing with a unique toilet seat? Check out HelloTushy.com/tracks for some tips.)
- CONGRATULATIONS:** A section with the TUSHY logo and a congratulatory message: "You have saved the toilet! Your bidet, the environment and the world will be better off because of it. Install your TUSHY using our cheeky instructions inside this 12 booklet and flush that, along, hooray! happy pooping."

## 2. Patient Leaflet (PIL) Аннотация к медикаментам.

4.2 Posology and method of administration Nelarabine is for intravenous use only and must only be administered under the supervision of a physician experienced in the use of cytotoxic agents. Posology Patients receiving nelarabine are recommended to receive intravenous hydration according to standard medical practice for the management of hyperuricaemia in patients at risk for tumour lysis syndrome. For patients at risk of hyperuricaemia, the use of allopurinol should be considered (see section 4.4). Adults and adolescents (aged 16 years and older) The recommended dose of nelarabine for adults is 1,500 mg/m<sup>2</sup> administered intravenously over two hours on days 1, 3 and 5 and repeated every 21 days. Paediatric population Children and adolescents (aged 21 years and younger) The recommended dose of nelarabine for children and adolescents is 650 mg/m<sup>2</sup> administered intravenously over one hour daily for 5 consecutive days, repeated every 21 days. In clinical studies, the 650 mg/m<sup>2</sup> and 1,500 mg/m<sup>2</sup> dose have both been used in patients in the age range 16 to 21 years. Efficacy and safety were similar for both regimens. The prescribing physician should consider which regimen is appropriate when treating patients in this age range. Limited clinical pharmacology data are available for patients below the age of 4 years (see section 5.2). Dose modification Nelarabine must be discontinued at the first sign of neurological events of National Cancer Institute Common Terminology Criteria Adverse Event (NCI CTCAE) grade 2 or greater. Delaying subsequent dosing is an option for other toxicities, including haematological toxicity. Elderly Insufficient numbers of patients aged 65 years of age and older have been treated with nelarabine to determine whether they respond differently than younger patients (see sections 4.4 and 5.2).

**3. Departmental instructions** Ведомственная инструкция (правила заполнения документов и правила поведения клиентов: таможенная декларация, пожарная инструкция и др).

**CUSTOMS DECLARATION**

\* To be filled in by persons over 16.  
\* To answer mark a cross in the appropriate box below ☐  
\* Keep for the whole duration of your temporary stay abroad/in the country and submit to the Customs on your way back. Not renewable in case of loss.

entry     exit     transit

1. Information on traveller:

family name (last name)    first name    second name

country of permanent residence    nationality    passport\*

arrived from (country of departure)    leaving for (country of destination)

With me I have children under age     Yes     No    Number \_\_\_\_\_

2. Information on luggage:

2.1. Accompanied luggage, including hand luggage     Yes     No    pieces \_\_\_\_\_

2.2. Unaccompanied luggage (a/e accompanying documents)     Yes     No    pieces \_\_\_\_\_

3. Information on merchandise:

With me and in my luggage I have items which are due to be declared and transportation of which across borders must be documentarily permitted by authorities:

3.1. National and other currency in cash, currency valuables, articles made of precious stones in any form or condition.     Yes     No

Description of currency, valuables or items	Total sum/Quantity	
	In figures	In words

3.2. Weapons of all descriptions, ammunition, explosives     Yes     No

3.3. Drugs and psychotropic substances     Yes     No

3.4. Antiques and objects of art     Yes     No

3.5. Printed editions and information media     Yes     No

3.6. Poisonous and powerful medicines and substances     Yes     No

3.7. Radioactive materials     Yes     No

3.8. Wildlife objects, parts and products thereof     Yes     No

3.9. High-frequency radio-electronic devices and means of communication     Yes     No

3.10. Goods subject to customs duties     Yes     No

3.11. Temporarily admitted (exported) goods     Yes     No

3.12. Transportation unit     Yes     No

\* For the purposes of Customs control goods as in 3.2-3.12., in any, must be described in detail on the back side of the Customs Declaration in 4.

**4. Job description.** Должностная инструкция (правила поведения работника в данной должности).

<b>Job Description</b>	
EMPLOYEE PIN:	
JOB HOLDER:	
POSITION DATA:	
Job Title: Senior Manager	Job Grade: PO/SPO
Department: Human Resources Division	Reporting to: Head of Learning and Development
<b>JOB PURPOSE:</b>	
Responsible for assisting the HR Learning and Development team to assess of training need, develop different training presentation, communicate and coordinate with different resource persons, organize proper training courses for different level of employee of the Bank, maintain relationships with various departments through concerned HR Relationship Managers.	
<b>JOB REQUIREMENTS</b>	
<ul style="list-style-type: none"> <li>• Training facilitation skills</li> <li>• Training planning skills</li> <li>• Preparing Budgeting for training skills</li> <li>• Execution and Evaluation skills</li> <li>• Excellent interpersonal and leadership skills</li> <li>• Excellent verbal &amp; written communication skills</li> <li>• Sound computer skills in MS Word, MS Excel, Power Point and MIS Access</li> </ul>	
PREPARED BY JOB HOLDER:	DATE:
REVIEWED BY SUPERVISOR:	DATE:
APPROVED BY HEAD OF DIVISION:	DATE:
<i>(Source: BBL/local/web)</i>	

**ПЗ.№72 Правила написания инструкций**

Конструкторский документ определяет конструкцию изделия и содержит необходимые в общем случае данные для разработки, изготовления, контроля, приемки, эксплуатации и ремонта изделия (ГОСТ 2.102-68 “Виды и комплектность конструкторских документов”). Графический конструкторский документ содержит в основном графическое изображение изделия и (или) его составных частей. Текстовый конструкторский документ содержит в основном сплошной текст или текст, разбитый на графы. Примерами документов, входящих в основной комплект

конструкторских документов изделия, являются: чертеж детали, сборочный чертеж, спецификация, принципиальная электрическая схема, технические условия, эксплуатационные документы и другие, разработанные на данное изделие в целом (ГОСТ 2.102-68).

К текстовой конструкторской документации относятся инструкции, руководства и технические требования. Все эти документы представляют собой перечень руководящих указаний, в значительной степени независимых друг от друга, но написанных в едином стиле, с использованием стандартных для данных документов оборотов и, что особенно важно, строго единообразной терминологии. Подобные русскоязычные документы имеют собственный стиль, свои общепринятые обороты и термины, и это необходимо учитывать при переводе. В качестве примера можно привести такие документы, как ОСТ 27 56-732-84 “Электроприборы бытовые. Руководство по эксплуатации”, ОСТ 27 56-417-79 “Эксплуатационные документы на электробытовые приборы. Общие технические требования”, РД 50-669-88 “Аппаратура радиоэлектронная бытовая. Требования к построению, изложению и оформлению инструкции по ремонту и руководства по эксплуатации”. В любом случае при переводе текстовой конструкторской документации необходимо придерживаться требований ГОСТ 2.105-95 “Общие требования к текстовым документам”. При переводе руководств и инструкций нужно учитывать следующее.

При изложении обязательных требований в тексте должны применяться слова: *должен, следует, необходимо, требуется, чтобы, разрешается только, не допускается, запрещается, не следует.*

При описании порядка действий в руководствах и инструкциях следует применять глаголы неопределенной формы в повелительном наклонении, например:

- a. *Введите значение заданной температуры.*
- b. *Кондиционер следует отключать кнопкой “I/O”.*

При описании порядка действий по разборке, сборке, настройке и т.п. глагол должен стоять на первом месте, например:

*Для замены нагревательных элементов необходимо:*

- 1) *открыть верхнюю крышку блока;*
- 2) *извлечь воздушный фильтр;*
- 3) *...*

Нельзя применять глаголы повелительного наклонения в единственном числе, например: *отверни, слей, закрой.* Такая форма в русском языке используется только в объявлениях для выражения строгого приказа:

Do not stand under the arm	Не стой под стрелой
Close the ash-box door	Закрой поддувало
Do not block the passage	Не загораживай проход

Для обозначения запрета применяются слова: *не допускается, запрещается, не следует.*

При изложении других положений следует применять слова: *могут быть, как правило, при необходимости, может быть, в случае* и т.д. При этом допускается использовать повествовательную форму изложения текста документа, например *применяют, указывают* и т.п.

*Следует употреблять названия: “Руководство по эксплуатации”, “Инструкции по техническому обслуживанию”, “Инструкция по технике безопасности”, “Инструкциях по монтажу”, “Инструкциях по диагностике” и т.д.*

Российская инженерно-техническая документация характеризуется вполне определенным стилем изложения:

Products designed for use under tropical conditions can receive a moisture- and fungus-proofing treatment, which consists of applying a moisture-resistant varnish containing a fungicide.	Изделия, предназначенные для эксплуатации в условиях тропиков, могут выполняться во влагозащищенном исполнении с противогрибковой обработкой, что обеспечивается применением влагостойкого покрытия, содержащего противогрибковую добавку.
Do not install this air conditioner where there are fumes or flammable gases, or in an extremely humid space such as a green house.	Запрещается устанавливать кондиционер в местах, где воздух задымлен или содержит горючие газы, а также во влажных помещениях, например в теплицах.
Never use or store gasoline or other flammable vapor or liquid near the appliance.	Не разрешается в непосредственной близости от устройства хранить и применять бензин и другие летучие и легко воспламеняющиеся вещества.

Типичные выражения, используемые в руководствах по эксплуатации:

operations manual, instruction manual	руководство по эксплуатации
service manual	инструкция по техническому обслуживанию
user's guide	руководство пользователю
security measures, safety measure, safeguard	меры безопасности
safety instructions	инструкция по технике безопасности
mains	сеть электроснабжения, водопроводная сеть
mains voltage	напряжение сети, сетевое напряжение

electric shock	поражение электрическим током
temperature control	регулировка температуры, терморегулятор
unplug	вынуть вилку из розетки
mains supply outlet (socket)	сетевая розетка
caution	внимание
specification	технические характеристики
do's and don's	что нужно и что нельзя
safety instruction	инструкция по технике безопасности, правила техники безопасности
mains cord	сетевой шнур
if the supply cord is damaged	если шнур питания поврежден
power requirement	требуемое напряжение (требуемая мощность)
hint	совет
check the mains voltage	проверьте напряжение сети
specification requirements, technical requirements, requirement specifications	технические требования
technical design specification, terms of reference	техническое задание
technical conditions, technical	технические условия

specifications	
electrical hazards	опасность поражения электрическим током

## 2. Переведите пункты инструкций по эксплуатации

1. Do not use appliance for other than intended use. 2. Do not leave unattended when in use. 3. Personnel must be appropriately trained and qualified. 4. Improper repairs can lead to considerable hazards for the user. 5. Do not place a faulty appliance into operation. 6. Do not pull on the connection cord, but rather on the plug, to separate the appliance from the mains. 7. Have repairs and adjustments on the appliance performed by a trained engineer from our customer services department. 8. Worn-out appliances must be made unusable immediately by pulling out the mains plug and cutting through the connection cord and removing the plug. Then dispose of the appliance properly. 9. Do not operate any appliance with a damaged cord or plug or after the appliance malfunctions, or is dropped or damaged in any manner. 10. Do not use outdoors. 11. Make sure the ring nut of the supply pipe is firmly tightened; the detergent dispenser is not plugged and the drainage pipe is firmly fixed. 12. Under no circumstances should you try to repair the set yourself, as this would invalidate the guarantee. 13. The camera's automatic redestye reduction feature helps to eliminate the red pupils in pictures of people or pets. 14. Cleaning the sewing machine: brush out the lint around the feed dogs to the front by using the lint brush or use a vacuum cleaner. 15. Insert a new needle into the needle clamp with the flat side to the back until the top of the needle touches the edge of the needle bar, then tighten the needle clamp screw on the left. 16. It is forbidden to work with dangerous voltages and machines in the laboratories and workshops if a person who is familiar with the operation of the equipment is not within sight or earshot. 17. Work area shall be roped off and clearly marked so as to eliminate the risk of unintentional contact by unauthorised persons; no unauthorised person should be allowed within the roped-off area while an experiment is in progress. 18. All persons present in the laboratories and workshops must exercise caution around connections that may be live; never touch equipment or connections unless you have personally verified that the circuits are dead. 19. Water must never be used in attempts to extinguish a fire in a laboratory set-up that is powered; carbonic acid or powder should be used instead. 20. A fault current circuit breaker for personal protection (30 mA) reduces the danger from electrical appliances that are accidentally dropped into water.

### ПЗ№73 Инструкция по технике безопасности

**Ex. 1 Read and translate the following text into Russian. Try to remember as much as you can.**

#### Safety rules

- Don't smoke while you're working on your car — for obvious reasons!
- Never work on your vehicle unless the *parking brake* is on, the *gearshift* is in Park or Neutral, and the engine is shut off.
- Be sure that the parts of the engine you're working on are cool so that you don't get burned. If you're doing a job that calls for a warm engine,

be very careful.

- Never jack a vehicle up unless the wheels are blocked.
- Use insulated tools for electrical work.
- Before using a wrench or *ratchet* on a part that's "stuck". *Pull on wrenches rather than push them whenever possible.*
- Take off your tie, scarf, rings, long necklaces, and other jewelry. If they get caught on parts, they — and you — can be damaged.
- Tie back long hair. If your hair accidentally gets caught in a moving fan or belt, you can literally be scalped.
- If you're working with toxic chemicals, such as *coolant*, cleaners, and the like, keep them away from your mouth and eyes. Wash your hands thoroughly after using them, and either store toxic chemicals safely away from pets and children.
- Know that gasoline is extremely dangerous. Not only because it is toxic and flammable, but the vapor in an *empty* can is explosive enough to take out a city block. If you must keep a small amount of gasoline on hand for a chain saw, always store it in a ventilated gasoline can designed specifically for that purpose.
- Work in a well-ventilated area to avoid breathing in carbon monoxide if you have to run the engine, or breathing in toxic fumes from chemicals and gasoline. If possible, work outdoors. If you must work in your garage, be sure to keep the garage door open and move the vehicle as close to the door as possible.
- Use a work light in dark areas.
- Keep a fire extinguisher handy.

**Learn the following words by heart:**

work on the car – работать с авто

obvious reason – очевидная причина

parking brake – ручной тормоз

gearshift is in Park or Neutral – передача выключена или в нейтральном положении

the engine is shut off – двигатель выключен

to get burned – обжечься

jack – домкрат

to jack a vehicle up – поднять авто на домкрат

insulated tools – инструменты с надежной изоляцией

wrench – гаечный ключ

ratchet – трещотка

parts that are "stuck" – прикипевшие детали

pull on – тянуть

push – толкать

necklace – ожерелье

jewelry – украшения

damage – повреждение  
to get caught – попадать, застревать  
fan – вентилятор  
belt – ремень  
coolant – антифриз  
cleaner – стеклоочиститель  
thoroughly – тщательно  
store – хранить  
dangerous – опасный  
toxic – ядовитый  
flammable – огнеопасный, легковоспламеняющийся  
can – канистра  
vapour – пар  
empty – пустой  
explosive – взрывчатый  
purpose – цель  
to avoid – избегать  
breath in – вдыхать  
carbon monoxide – угарный газ  
fume – дым  
fire extinguisher – огнетушитель

**Ex. 2 Answer the following questions:**

1. Why mustn't you smoke while you are working on your car?
2. Why should the parts of the engine you are working on be cool?
3. What should you take off when working on your car? Why?
4. What toxic chemicals do you know? What are the safety precautions when working with them?
5. Why is gasoline dangerous?
6. What should we do in order not to breath in carbon monoxide when repairing you car?

**Ex. 3 Cross the word that doesn't belong to the group.**

1. ring, tie, necklace, earring;
2. ratchet, spanner, wrench, wheel;
3. van, omnibus, plane, lorry
4. coolant, cleaner, soap, thinner
5. jack, engine, air filter, battery

**Ex. 4 Translate into English:**

Двигатель выключен, прикипевшие детали, антифриз, хранить, работать с авто, очевидная причина, поднять авто на домкрат, гаечный ключ, толкать, повреждать, вентилятор, ремень, стеклоочиститель, передача на нейтральном положении, канистра, избегать, угарный газ, огнетушитель, легковоспламеняющийся, ядовитый, домкрат.

**Ex. 5 Find the equivalents to the verbs in the left column**

to avoid	блокировать
to understand	использовать
to be burned	избегать
to jack up	вдыхать
to block	хранить
to use	тянуть
to pull on	понимать
to push	обжечься
to keep away from	поднимать на домкрат
to store	толкать
to breath in	беречь от

**Ex. 6 Compose your own sentences using the words given in the ex. 5****Ex. 7 Complete the following sentences:**

1. Never jack a vehicle up until the wheels are...
2. If you must keep a small amount of gasoline on hand, always store it in...
3. If you are working with toxic chemicals, such as ..., keep them away from your mouth and eyes.
4. Use ... for electrical work.
5. Never work on your vehicle unless...

**Ex. 8 Translate the following sentences into English:**

1. Заблокируй, пожалуйста, колеса.
2. Если вам приходится работать с прогретым двигателем, будьте осторожны!
3. Вы можете обжечься.
4. Поставь машину на ручной тормоз.
5. Не курите, когда работаете с машиной.
6. Это инструменты с надежной изоляцией?
7. Бензин очень опасен.
8. Работайте в хорошо вентилируемых помещениях, чтобы избежать вдыхания угарного газа.
9. Если вам приходится работать в гараже, откройте дверь.
10. Некоторые канистры предназначены специально для хранения бензина.

## ПЗ№74 Инструкция по технике безопасности при работе с электромеханическими приборами

Переведите текст, ознакомьтесь с основными правилами по технике безопасности при работе с электромеханическими приборами. Составьте инструкцию по ТБ при работе с одним из предложенных э/инструментов: Электропаяльники. Пускозарядные устройства. Электрические лебедки. Лампы и фонари. Диагностические инструменты. Мультиметр (тестер). Диагностический сканер.

### 10 Electrical Safety Tips and Rules

Learn about these electrical safety tips and how they can be used to avoid electrical hazards in the workplace and at home

What is Electrical Safety?

Electrical safety is a general practice of handling and maintaining electrically powered equipment to prevent incidents. Adequate training is required to properly identify and control hazards to keep the environment safe for those around.

Whether you're at work or home, both settings operate on electricity. Here are 10 electrical safety tips to help you avoid electrical hazards:

1. Keep electrical equipment away from water

Keep water and other liquids at least 5 feet away from electrical equipment and sources of electricity. It is recommended to install Ground Fault Circuit Interrupters (GFCIs) which help prevent electrical incidents like electrical shock, ground faults, fires, overheating, and the destruction of wire insulation.

2. Unplug equipment safely

When disconnecting electrical equipment, gently pull it by the plug instead of jerking the electrical cord. Pulling by the cord can damage the electrical cable and cause a shock.

3. Install properly and tidy electrical cords

Good electrical installation consists of fixed electrical equipment and electrical cords out of the way (and out of reach of pets that can chew on them).

4. Familiarize yourself with your switchboard

A switchboard is an electrical safety device that protects and isolates the operator from electrical current. It controls the flow of electricity by dividing, distributing, and metering electrical power to different parts and devices. To ensure best performance and safety, electrical power entering the switchboard must resemble the amount of power it distributes. Otherwise, it can cause overheating and lead to electrical fire.

Create your own Electrical Inspection checklist

Build from scratch or choose from our collection of free, ready-to-download, and customizable templates.

Browse Electrical Inspection checklists

5. Look out for electrical lines

Be aware of power lines before climbing a tree or a ladder, and especially when working at height.

6. Childproof your outlets

Use outlet covers when there are children around to avoid electrocution.

7. Investigate flickering lights

Have flickering lights checked and fixed, as it can be caused by loose connections somewhere or the bulb itself needs to be secured or replaced.

8. Install warning signs

Use clear visible signs when there's high voltage in the vicinity that people need to be warned about.

9. Don't DIY

Instead of fixing issues, most DIYs can cause further damage. Should any electrical issues arise, it is always best to have an expert handle it.

10. Call for help

In case of an emergency, don't hesitate to call the emergency services who will talk you through how to safely assist in the situation until help arrives.

Cultivate a safe working environment and streamline compliance with our EHS solutions.

ка

## ПЗ№75 Правила пользования легкового автомобильного транспорта

### 1. Прочтите и переведите текст

#### How To Drive a Car

Part of learning how to drive a car safely is developing safe driving habits. As you learn to drive do the following 7 things every time you get in the car. It will develop them into a habit. Experienced drivers have developed habits that keep them safe when driving a car.

#### 1. Walk Around the Car

- a) When learning how to drive a car get in the habit of walking around the car before you get in. Then you'll see if there are any obstacles in front or behind you. There have been many tragic accidents when children were hidden behind cars that backed out of driveways.
- b) You'll also notice if there is any damage to your car. If someone scratched your car in a parking lot, you want to know before you drive away.

#### 2. Adjust your Seat

You need to be high enough to see clearly and close enough to use the accelerator and brake. You also need to be at least 10 inches back from the airbag so if it explodes, you won't get hurt. **Tip:** Use your measuring tape to make sure you're at least 10 inches from the steering wheel. Once you have measured the distance use Lauren's tip below to adjust your seat properly without the measuring tape.

#### Lauren's Tip for Proper Seat Adjustment

**Parents:** Have your teens sit with their backs against the seat and their hands over the top of the steering wheel. Their wrists should 'break' at the top of the wheel and drape over the side.

If they have to lean forward to do this, they are sitting too far back. If the steering wheel hits further up their arm, they are too far forward.

Now, everyone's body proportions are different. Some people have longer arms than others. Some modifications may be necessary to ensure safety.

If your teen's knees hit the dash when their arms are at proper distance, try these adjustments:

1. Move the seat down
2. Change the position of the steering wheel
3. Put the seat back and/or up"

#### 3. Adjust Your Mirrors

On most modern cars, blind spots can be minimized or eliminated by setting the driver-side and passenger-side mirrors correctly.

Simply follow Lauren's instructions below.

"Cars have blind spots because we adjust our mirrors improperly. When you look at your side mirrors you can probably see the side of your car.

Why do you want to see that? It's going where the front of the car is going, and no one is going to steal your gas cap at 65 mph.

As drivers we have this notion that we need to see how our car is positioned in the lane through our rear view mirrors. (*Just look out the windshield for*

that.) Your mirrors may also overlap with the rear view mirror. (*Meaning, when you look in both your side mirrors and your rear view mirror, you see the same objects.*) **This isn't taking full advantage of the visual possibilities of side mirrors."**

#### Lauren's Tips for How to Properly Adjust Your Mirrors When You Learn to Drive

**Parents**– Stand an arm's length away from the rear quarter panel of the car.

Have your teen adjust the side view mirror so they can see your body. (Often – they'll want to adjust it to see your face. That's incorrect. Make sure they understand they should look at your body. That's the height where another car would be.)

Do the same for the other side.

Slowly walk around the car at arm's length, stopping every so often to ask if your teen can see you. *They should be able to.* You will start to disappear when you get toward the front door, but a car is much longer than you are. *When the front of a car is where the front door is, the rear of the car will still be visible in the mirror, thus eliminating the blind spot.*

**NOTE:** There is also a blind spot below the rear window on your vehicle. This spot cannot be removed without technology like back up cameras and parking sensors. That's why it's always best to walk around your car before you get in and drive.

#### **4. Adjust Your Headrest**

The headrest has a purpose beyond comfort. If you get in a crash, the headrest will support your head and could keep you from getting whiplash. You need to make sure you position it properly before driving a car.

Position the headrest so it's squarely behind your head. When you're sitting upright (ready to drive) your head should be within a couple of inches of the headrest.

#### **5. Adjust the steering wheel**

Seatbelt Habit

Adjust the steering wheel so it's comfortable. Slightly tilted is best.

#### **6. Do your "Seatbelt Check!"**

#### **7. Lock the doors**

(If they don't automatically lock when you put the car in gear.)

Since you will most likely learn how to drive a car in your parent's car you will need to do the above every time you drive the car.

Practice these steps when you are learning how to drive a car. Make this a part of your Learn to Drive checklist. Look for more information in the Driving Lessons sections of the Workbook and the Video Library.

#### **2. Составьте 10 вопросов по тексту**

#### **3. Составить диалог используя фразы из текста**

### **ПЗ№76 Правила пользования грузового автомобильного транспорта**

#### **1. Прочтите и переведите текст**

#### **Guide for Driving a Van First Time**

If you are **driving a van for the first time**, then you will no doubt want to know what to expect. Preparation is key, so we're here to help.

In this beginner's guide, we reveal our top tips for first-time van drivers and answer your most frequently asked questions. Read on to find out more...

### **Are vans hard to drive?**

So, how hard is it? Well, although it may feel a bit weird if you're used to driving a car, it is essentially much the same in practice. Whether the van is manual or automatic, the steering wheel, gear stick (if needed) and foot pedals are where you'd expect them to be.

Modern vans are becoming more and more car-like in the way they operate, so the overall driving experience feels a lot more manageable - which is ideal if you're new to this. If you are nervous about driving a van, don't worry, it's normal for this to happen and you are not the only one. The main difference between a car and a van is size, so this is what you need to bear in mind when you initially drive one.

### **Top tips for first-time van drivers on the road**

Here at **Loads of Vans**, we know a thing or two about how to drive vans. To help, our experts have shared their top tips for inexperienced van drivers:

#### **Adjust the seat**

Before anything - it's time to get comfy! Whether or not you have a long journey ahead, you'll want to travel in comfort, which will also help put you at ease during your drive. The driver's seat in a van is adjustable so you can change the height, distance from the pedals and how much you wish to recline or sit upright too.

#### **Move the mirrors**

Once you've adjusted the driver's seat, you want to make sure your vision from the rear-view and wing mirrors isn't impaired in any way. Adjust the wing mirrors so you have a clear line-of-sight on either side of the vehicle and if you have a rear-view mirror fitted, make sure you can see clearly out the back too.

#### **Get to grips with the controls**

Before you head off on your initial journey, it's a good idea to get accustomed to the controls. From indicators to windscreen wipers, play around with everything while you're still stationary. You'll also want to check where the climate controls are and how to use the infotainment system, so you don't have to take your eyes off the road at any time.

#### **Familiarise yourself with on-board features**

Newer vans come equipped with plenty of driver-assist features for your safety. So nothing comes as a surprise when you're on the road, take time to search through the on-board features. These may include lane assist and emergency braking systems, so getting clued up means no hidden surprises!

#### **Size up the van**

Once you've got to grips with the interior, it's time to size up the outside. From the height to the length to the width, vans can really vary in size and if you're not used to driving a mid to large-sized vehicle, you'll want to avoid any mishaps.

Suss out what size parking spaces you can squeeze into and find out if the van will fit into a multi-storey car park before attempting to park in one. You'll also need to bear in mind any low bridges before you head out and about and check that you can comfortably fit underneath.

If you're driving a long-wheelbase van, then manoeuvring will feel very different to a car due to the extra length at the rear. Reversing and three-point turns won't be quite as simple to perform, so it's worth practising before your first trip out.

#### **Know the speed limits**

Did you know that driving a van comes with its own speed limit? Most vans have a lower speed limit than cars which tend to be weight-based. If you're

driving a vehicle with under two tonnes of weight, then chances are it will be classed as a car-derived van, so will have the same speed limits as cars. If you're loaded with more than eight passenger seats (such as a minibus) then by UK law it is required to have a speed limiter fitted. The same goes for vehicles with over 3.5 tonnes of maximum weight, which will also be speed restricted by a fitted limiter. Familiarise yourself with the national speed limits for vans by checking our handy table below:

### **Manage your cargo**

Driving a van that's empty compared to a van that has cargo in the back can feel quite different. For this reason, it's a good idea to practise manoeuvring the van before heading out on a longer journey.

It's worth remembering the following:

- **WITH CARGO** - The vehicle's suspension will become stiffer when loaded, so take extra care and slow right down over speed bumps and potholes
- **WITHOUT CARGO** - Without any weight in the rear, a van will become springier to drive, so you'll need to take extra care when approaching corners and making sharp turns

Never ever overload the van with too much weight as this can cause damage to the suspension and put extra pressure on the tyres. Always check the loading volume capacity and don't exceed the weight.

This is especially important to remember if you're driving a delivery van for the first time. So, if you're asking yourself 'Is it hard to drive a delivery van?', we can tell you that depending on the size, a delivery van shouldn't be any harder to drive, the main difference will be the on-board weight.

### **What do you check before starting your journey?**

Before heading out on any journey, it's important to do a daily walkaround check to ensure it's roadworthy and safe to drive. To give you an idea of what to look for, we've listed some of the most useful parts to check:

- Brakes
- Steering
- Horn
- Lights
- Mirrors
- Windows
- Seatbelts
- Washers and wipers
- Fluids and oil
- Tyres
- Tow bar fitting (if applicable)

A simple look around and taking a few minutes to check the exterior and on-board essentials could save you valuable time if you notice a fault. The DVSA (Driver & Vehicle Standards Agency) provides guidance for a [van driver's daily walkaround check](#) which applies to motorists in England, Scotland and Wales.

### **Can you drive vans on a normal licence?**

As long as you have a standard UK driving licence, you are permitted to drive a van which is up to 3,500kg in weight (3.5 tonnes). If you wish to drive a much larger vehicle weighing between 3,500kg and 7,500kg, it may be necessary for you to take an extra driving test if you passed after the 1st January 1997. Read our [Guide here about van licences](#).

If you've not driven for a while, it is a good idea to freshen up your skills by taking some van driving lessons. An instructor will be on-hand to help you navigate turning corners in a van, help you when reversing by giving you valuable 'reversing a van' tips that are applicable in different driving scenarios, or provide tips for driving a long-wheelbase van.

### **What is the responsibility of a van driver?**

Being in charge of any vehicle comes with its responsibilities, so as a van driver, it's equally important to stay safe on the roads. If you're new to vans, it's worth familiarising yourself with the following:

- To be vigilant and aware of your surroundings at all times
- To not become distracted and take your eyes off the road
- To pull over and take time to rest if you feel tired
- To plan ahead - especially on journeys you aren't familiar with
- To never drive under the influence of drink or drugs
- To be courteous and considerate to other drivers
- To drive within the parameters of the van's size and weight ([Van sizes explained here](#))
- To respect the speed limits of the size of the van you're driving

### **2. Ответьте на вопросы**

1. Is driving vans much different from cars?
2. Is it easy to drive a large van?
3. Do you have to drive slower in a van?
4. How do you drive a van without a rearview mirror?
5. How do you check the blind spots on a van?

### **3. Найдите необходимую информацию и заполните таблицу**

Type of van	Built-up urban areas	Single carriageways	Dual carriageways	Motorways
Car-derived vans				
Car-derived vans when towing				
Minibuses less than 12 metres long				
Minibuses more than 12 metres long				
Goods vehicles less than 7.5 tonnes				

Goods vehicles over 7.5 tonnes

**Эталон ответа:**

Type of van	Built-up urban areas	Single carriageways	Dual carriageways	Motorways
Car-derived vans	30mph	60mph	70mph	70mph
Car-derived vans when towing	30mph	50mph	60mph	60mph
Minibuses less than 12 metres long	30mph	50mph	60mph	70mph
Minibuses more than 12 metres long	30mph	50mph	60mph	60mph
Goods vehicles less than 7.5 tonnes	30mph	50mph	60mph	70mph
Goods vehicles over 7.5 tonnes	30mph	50mph	60mph	60mph

**4. Подпишите картинки в памятке для водителя**

**LOADS OF VANS**

**KEY RESPONSIBILITIES OF A VAN DRIVER**

**LOADS OF VANS**

**KEY RESPONSIBILITIES OF A VAN DRIVER**

## ПЗ№77 Основные правила заполнения анкет

### 1. Изучите текст

**REGISTER** - приступить к регистрации.

**Пример заполнения анкеты (как для регистрации на сайте, так и в других целях):**

**FIRST NAME:** Ваше имя

**LAST NAME:** Ваша фамилия

**City**(Ваш город): Moscow

**Country / Region** или **Location**(страна/регион): Russian Federation

**State / Province / Region**(Штат / Область/ регион): XXXXXX

**STREET ADDRESS**(Адрес проживания улица/дом/квартира): Moscow Prospect street, building 110, apartment 34

**STREET ADDRESS**(сокращенная форма): Moscow Prospect st., bldg. 110, apt. 34 В чем разница между house и building? Частая ошибка при заполнении анкеты, house - это если у Вас частный дом, building - здание, строение

**ZIP / Postal code**(почтовый индекс): XXXXXX

**Date of birth**(дата рождения): XX.XX.XXXX

**Your Age**(Ваш возраст): вводим число

**Sex** или **Gender**(Ваш пол): мужской - male, женский - female

**Phone**(Ваш номер телефона): +7920XXXXXXXX(Указан в международном формате)

**Create your password**(ваш пароль): XXXXXX

**Re-enter your password**(повторить пароль): подтверждаете введенный ранее пароль в Create your password

**Create your user ID**(идентификатор пользователя): может быть числовой, буквенный, может использоваться и в качестве ника(читаем описание к заполнению).

**Email address**(Ваш почтовый ящик),

**Confirm Email** или **Verify Email**(подтвердить-повторить Ваш адрес почтового ящика)

**Select your secret question**(секретный вопрос): обычно используется при восстановлении доступа/пароля к аккаунту

**Provide your secret answer**(ответ на секретный вопрос): XXXXXX

ещё вариант

### 2. Запишите лексику по теме: **Personal data** – личная информация

1 name – имя

2 surname (last name) – фамилия

3 first name – имя (без фамилии)

4 initials – инициалы

5 title – обращение (Например, Mr/Ms/Dr и т.п.)

6 age – возраст

7 sex – пол (male/female)

8 marital status – семейный статус (married/single/divorced/widow/widower)

9 data of birth – дата рождения

10 village, town or city of birth – деревня, поселок или город, в котором вы родились

11

12

13

ВЫ

14

15

16


17

18

3.

# Application Form

Please return for the attention of the Manager



Freedom Sportsline Ltd,  
P.O. Box 6352, London W1A 2BF, United Kingdom (hereinafter referred to as the Company)

Please complete this application fully. If you have any difficulties in doing so please do not hesitate to contact us.

## Personal

All information contained in this document will remain strictly confidential

Store (Location): \_\_\_\_\_ Date: \_\_\_\_\_

Position Applied for: \_\_\_\_\_ How did you hear of this Position? \_\_\_\_\_

Title: \_\_\_\_\_ Mobile Phone No.: \_\_\_\_\_

Surname: \_\_\_\_\_ Home Phone No.: \_\_\_\_\_

First Names: \_\_\_\_\_ Work Phone No.: \_\_\_\_\_

Are you available to work weekends and evenings? Yes / No

Current Address: \_\_\_\_\_  
Postcode: \_\_\_\_\_

Permanent Address: *(if different to current address)* \_\_\_\_\_

Email Address: \_\_\_\_\_

## Identification

All candidates must provide proof of eligibility for employment in the country they are applying for and therefore submit appropriate documentation when requested.

Are you legally entitled to work in the country that you are applying for? Yes / No

## General


Do you have any relatives/partners employed by Foot Locker? If yes, give positions, locations and names. \_\_\_\_\_

Position: \_\_\_\_\_ Location: \_\_\_\_\_ Name: \_\_\_\_\_

Have you ever been convicted of a criminal offence? If yes, please tell us of any convictions/offences, which are not "spent" under the Rehabilitation of Offenders Act 1974. \_\_\_\_\_

## YEOVIL COLLEGE APPLICATION FORM 2015-17

Please complete in BLOCK CAPITALS and BLACK INK



Surname: \_\_\_\_\_ First Name: \_\_\_\_\_ Previous Surname: \_\_\_\_\_

Title: Mr  Mrs  Miss  Ms  Nationality: \_\_\_\_\_

Gender: Male  Female  Date of Birth: \_\_\_\_/\_\_\_\_/\_\_\_\_ NI Number: \_\_\_\_\_

Home Address: \_\_\_\_\_  
\_\_\_\_\_

Postcode: \_\_\_\_\_ Tel: \_\_\_\_\_

Email: \_\_\_\_\_ Mobile Tel: \_\_\_\_\_

Name of Parents/ Guardian: *(if under 18)* \_\_\_\_\_ Tel No. of Parents/ Guardians: \_\_\_\_\_

Alternative address for correspondence (if different from home): \_\_\_\_\_  
\_\_\_\_\_

Postcode: \_\_\_\_\_ Tel: \_\_\_\_\_

Have you been continually resident in the UK for the last 3 years? Yes  No

If no, please state country of residence: \_\_\_\_\_

Please indicate the areas or courses you are most interested in below: PLEASE TICK IF YOU WANT TO FULL TIME OR PART TIME

Title:	Full Time:	Part Time:	
		Day Time	Evening

What career would you like to do with your qualifications? \_\_\_\_\_

For Apprenticeships, please confirm the name of your employer: \_\_\_\_\_

Please confirm if you would like to study at the North Dorset Technical College (Shaftesbury)?  
Yes:  No:


Please state your most recent School or College:  
Full name of School/College Name: \_\_\_\_\_  
Date from: \_\_\_\_\_ Date to: \_\_\_\_\_

For SCS use ONLY Date Received: \_\_\_\_\_ Person Code: \_\_\_\_\_  
Funding Status: \_\_\_\_\_ Travel: \_\_\_\_\_

nationality – национальность  
 National insurance number – номер страховки  
 country of birth – страна, в которой родились  
 next of kin – ближайший родственник  
 address – адрес  
 postcode – почтовый код  
 daytime telephone number – номер телефона, по которому с вами можно связаться в дневное время  
 mobile phone number – номер мобильного телефона  
 19 e-mail address – электронный адрес  
**Заполните анкету**

## ПЗ № 78 Доставка документации.

### 1. Прочтите и переведите текст



**Sanders Krane, Inc.**

### Employee Manual

**Outgoing Shipments:**

There are a multitude of shipping documents required, especially when goods are exported. All shipments should include a **packing list** and **certificate of inspection** regardless of destination. Sanders Krane, Inc. should always be listed as the shipper on all documents. This is regardless if we are using a customs broker or a third party shipping company.

When exporting goods to our customers overseas, the following must also be included with shipments:

- **customs invoice**
- **certificate of origin**
- **insurance certificate**
- **bill of lading or airway bill**
- **dangerous goods declaration (if needed)**
- **consular invoice (if needed — a list of countries that require consular invoices is listed in the back of this manual)**

We require a **letter of credit** from the buyer if the shipment value is over \$100,000. The letter of credit must be obtained before a shipment is sent out.

In some cases, only shipments accompanied by **clean bills of lading** will be accepted. Shipments with an **unclean bill of lading** will be returned to us.

Be sure to check all documentation before shipments are sent out. Missing or inaccurate documentation results in delayed delivery, fines, or confiscation of shipments.

### 2. Ответьте на вопросы

1 What are some types of documents that accompany a shipment?

2 Why do shipping documents need to be completed accurately?

### 3. Верны ли следующие высказывания

1. Domestic shipments require packing lists and certificates of inspection.
2. The customs broker's or shipping company's name should be listed on the documents.
3. Letters of credit are required on shipments valued at \$10,000 or above.

### 4. Выберите подходящее по смыслу словосочетание

The **packing list / letter of credit** listed all the items included in the shipment.

- 2 The shipment that was transported by plane was accompanied by a(n) **bill of lading / airway bill**.
- 3 A(n) **unclean bill of lading / insurance certificate** revealed the shipment had been damaged in transit.
- 4 The customs agent determined the value of the shipment using the **consular invoice / customs invoice**.
- 5 The buyer was pleased the shipment had a **clean bill of lading / dangerous goods declaration**.
- 6 Sarah had a **certificate of inspection / certificate of origin** giving a description of the goods.

### 5. Дополните диалог

**USE LANGUAGE SUCH AS:**

*Did you make sure ...?*

*For future reference, ...*

*Sorry, could you repeat that?*

**Student A:** You are a logistician. Talk to Student B about:

- whether the shipping documents are correct
- obtaining a consular invoice for the shipment

**Student B:** You are a logistician. Talk to Student A about the shipping documents.

**Most Latin American countries require them.**

**You have to go to the nearest Panamanian consulate to get the invoice approved.**

**All of the documents are filled out right?**

**And you got the consular invoice, too?**

**B:** The shipment going to Panama is ready to go out.

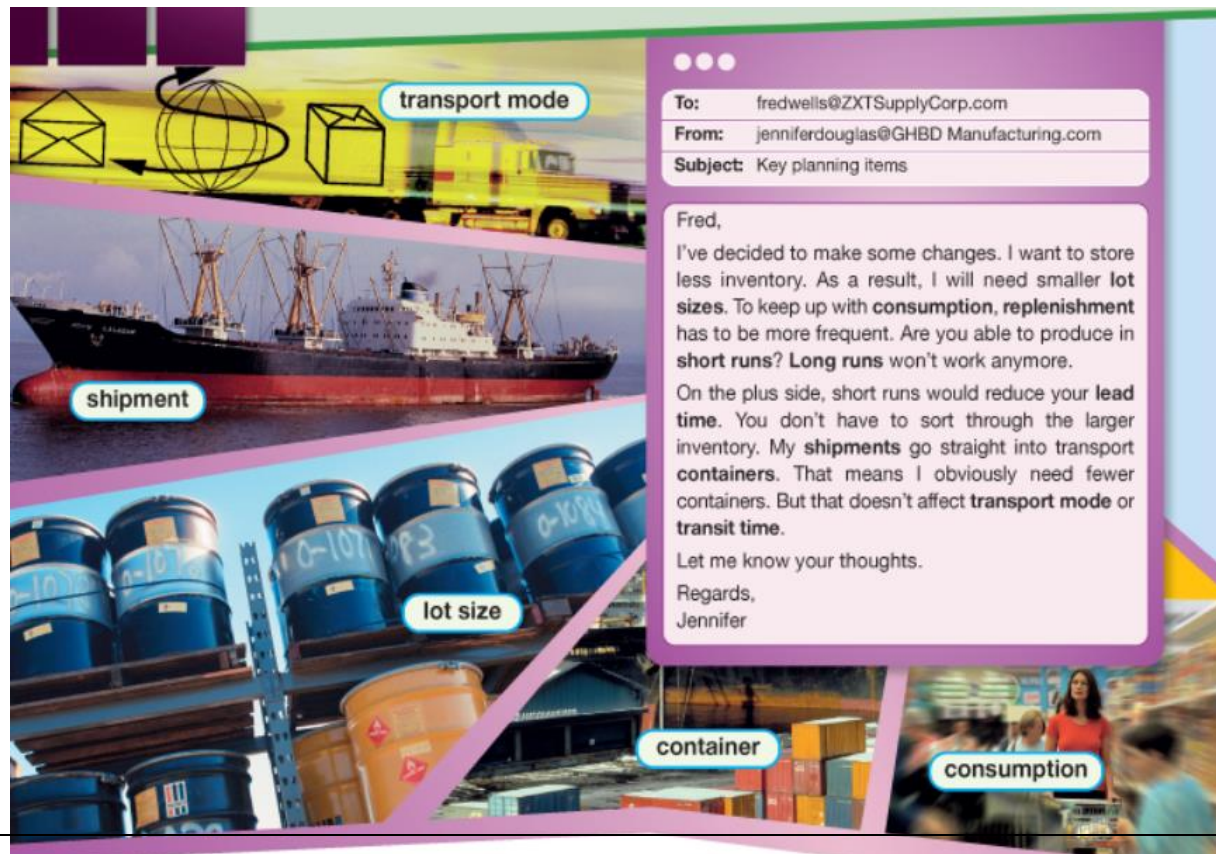
**A:** \_\_\_\_\_

**B:** Yes. I made sure they were correct.

A: \_\_\_\_\_  
B: Um ... no. I didn't know we needed one.  
A: Well, we do. \_\_\_\_\_  
B: How do I get one?  
A: \_\_\_\_\_

## ПЗ № 79 Планирование транспортной нагрузки

### 1. Прочтите и переведите текст



**transport mode**

**shipment**

**lot size**

**container**

**consumption**

**To:** fredwells@ZXTSupplyCorp.com  
**From:** jenniferdouglas@GHBD Manufacturing.com  
**Subject:** Key planning items

Fred,

I've decided to make some changes. I want to store less inventory. As a result, I will need smaller **lot sizes**. To keep up with **consumption**, **replenishment** has to be more frequent. Are you able to produce in **short runs**? **Long runs** won't work anymore.

On the plus side, short runs would reduce your **lead time**. You don't have to sort through the larger inventory. My **shipments** go straight into transport **containers**. That means I obviously need fewer containers. But that doesn't affect **transport mode** or **transit time**.

Let me know your thoughts.

Regards,  
Jennifer

**2. Ответьте на вопрос**

1 What is the difference between a short run and a long run?

2 What factors affect lead time?

**3. Верны ли следующие высказывания**

1 The lot size needs to be bigger.

2 Deliveries need to occur more often in the future.

3 There is going to be an impact on transit time.

**4. Соотнесите слово и определение**

lot size

long run

consumption

lead time

short run

replenishment

**A** the number of items in a batch

**B** the process of replacing supplies that have been used, or putting new supplies into something

**C** the period of time from when a customer places an order to when a customer gets the order

**D** a kind of production run where a small quantity of product is made often

**E** a kind of production run where a large quantity of goods are made over a long period of time

**F** the process of buying or using products

**5. Дополните диалог**

USE LANGUAGE SUCH AS:

*I wanted to clarify ...*

*What frequency ...?*

*We'll need to ...*

Student A: You are a logistics manager. Talk to Student B about:

- the email
- replenishment frequency
- the other changes

Student B: You are a supplier. Talk to Student A about the changes.

**Thanks for getting in touch.**

**Of course.**

**I think we need to increase it to twice per week.**

**Are you okay with the rest of the changes?**

A: Good morning. \_\_\_\_\_

B: You're welcome. I received your email and figured we should chat.

A: \_\_\_\_\_

B: Mainly I wanted to clarify something. What frequency do you need, regarding replenishment?

A: \_\_\_\_\_

B: Right. I should be able to manage that.

A: \_\_\_\_\_

B: Yes. I appreciate your perspective. We'll work together to make it happen.